



## Kõpu kergliiklustee

### Object

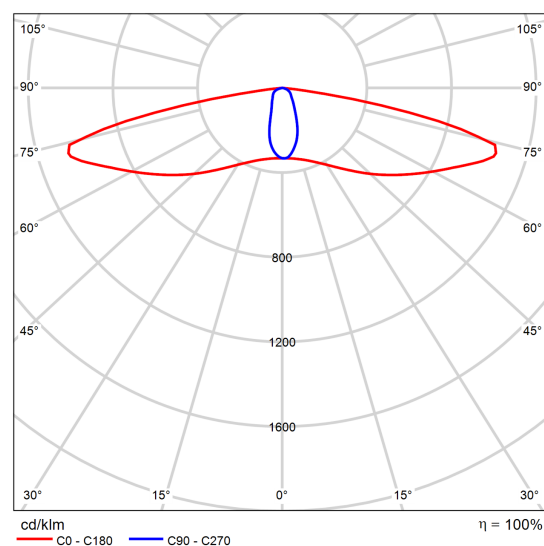
Kõpu alevik, Põhja-Sakala vald,  
Viljandi maakond

## Product data sheet

LUG Light Factory - URBINO S ED 1850lm/730 IP66 O9 szary I kl.




Article No.	130772.5L071.090
P	16.0 W
$\Phi_{\text{Lamp}}$	1850 lm
$\Phi_{\text{Luminaire}}$	1850 lm
$\eta$	100.00 %
Luminous efficacy	115.6 lm/W
CCT	3000 K
CRI	70

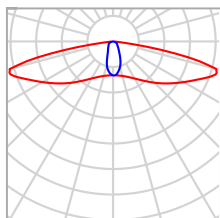


Polar LDC

## Summary (according to EN 13201:2015)



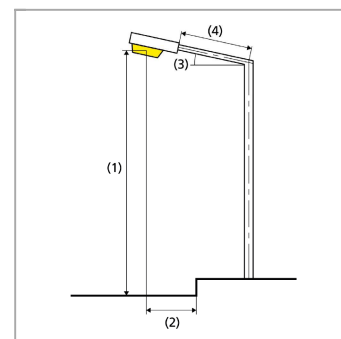
## Summary (according to EN 13201:2015)



Manufacturer	LUG Light Factory	P	16.0 W
Article No.	130772.5L071.090	$\Phi_{\text{Lamp}}$	1850 lm
Article name	URBINO S ED 1850lm/730 IP66 O9 szary I kl.	$\Phi_{\text{Luminaire}}$	1850 lm
Fitting	1x LED 3000K	$\eta$	100.00 %

## URBINO S ED 1850lm/730 IP66 O9 szary I kl. (single side top)

Pole distance	37.000 m
(1) Light spot height	6.000 m
(2) Light point overhang	-0.890 m
(3) Boom inclination	0.0°
(4) Boom length	0.110 m
Annual operating hours	4000 h: 100.0 %, 16.0 W
Wattage / route	432.0 W/km
ULR / ULOR	0.00 / 0.00
Max. luminous intensities Any direction forming the specified angle from the downward vertical, with the luminaire installed for use.	$\geq 70^\circ$ : 1056 cd/klm $\geq 80^\circ$ : 571 cd/klm $\geq 90^\circ$ : 0.00 cd/klm
Luminous intensity class The luminous intensity values in [cd/klm] for calculation of the luminous intensity class refer to the luminaire luminous flux according to EN 13201:2015.	–
Glare index class	D.5
MF	0.90



## Summary (according to EN 13201:2015)

### Results for valuation fields

A maintenance factor of 0.90 was used for calculating for the installation.

	Symbol	Calculated	Target	Check
Kergliiklustee (P5)	$E_{av}$	4.49 lx	[3.00 - 4.50] lx	✓
	$E_{min}$	1.59 lx	$\geq 0.60$ lx	✓

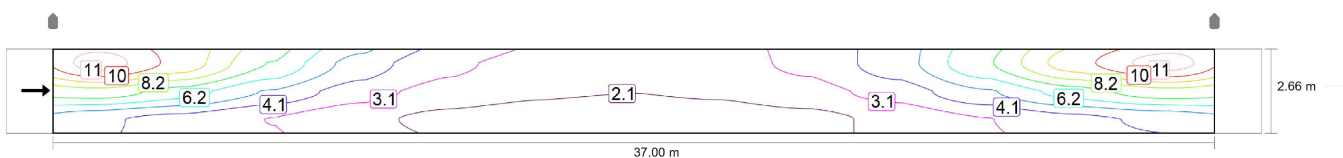
### Results for energy efficiency indicators

	Symbol	Calculated	Energy Consumption
Valgusarvutus	$D_p$	0.036 W/lx*m <sup>2</sup>	–
URBINO S ED 1850lm/730 IP66 O9 szary I kl. (single side top)	$D_e$	0.7 kWh/m <sup>2</sup> yr	64.0 kWh/yr

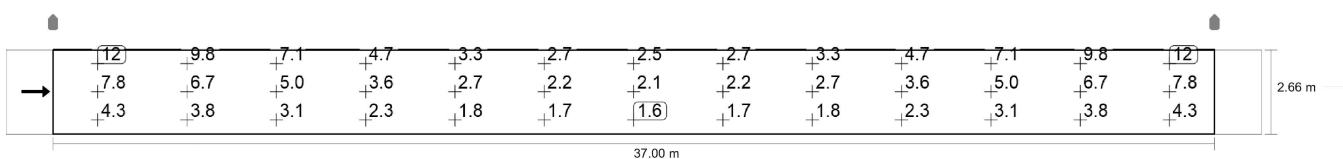
## Kergliiklustee (P5)

Results for valuation field

	Symbol	Calculated	Target	Check
Kergliiklustee (P5)	$E_{av}$	4.49 lx	[3.00 - 4.50] lx	✓
	$E_{min}$	1.59 lx	$\geq 0.60$ lx	✓



Maintenance value, horizontal illuminance [lx] (Iso-illuminance curves)



Maintenance value, horizontal illuminance [lx] (Value grid)

m	1.423	4.269	7.115	9.962	12.808	15.654	18.500	21.346	24.192	27.038	29.885	32.731	35.577
2.217	11.77	9.83	7.12	4.70	3.34	2.73	2.54	2.73	3.34	4.70	7.12	9.83	11.77
1.330	7.76	6.66	5.04	3.57	2.69	2.23	2.11	2.23	2.69	3.57	5.04	6.66	7.76
0.443	4.34	3.83	3.09	2.34	1.83	1.66	1.59	1.66	1.83	2.34	3.09	3.83	4.34

Maintenance value, horizontal illuminance [lx] (Value chart)

	$E_{av}$	$E_{min}$	$E_{max}$	$U_o (g_1)$	$g_2$
Maintenance value, horizontal illuminance	4.49 lx	1.59 lx	11.8 lx	0.35	0.13