



Brussels, 17.6.2026  
SWD(2026) 155 final

PART 16/27

**COMMISSION STAFF WORKING DOCUMENT**

**Digital Decade 2026 country report**

*Accompanying the document*

**COMMUNICATION FROM THE COMMISSION TO THE EUROPEAN  
PARLIAMENT, THE COUNCIL, THE EUROPEAN ECONOMIC AND SOCIAL  
COMMITTEE AND THE COMMITTEE OF THE REGIONS**

**State of the Digital Decade 2026: Closing structural gaps and mobilising investments for  
2030 and beyond**

{COM(2026) 288 final} - {SWD(2026) 154 final} - {SWD(2026) 156 final} -  
{SWD(2026) 157 final}

# DIGITAL DECADE COUNTRY REPORT 2026

Latvia

## Contents

Executive summary .....	2
Latvia in the Digital Decade .....	2
Funding for digital and multi-country projects .....	3
A competitive, sovereign and resilient EU based on technological leadership .....	4
Protecting and empowering EU people and society.....	4
Recommendations .....	5
A competitive, sovereign and resilient EU based on technological leadership .....	6
Building technological leadership: digital infrastructure and technologies.....	6
Connectivity infrastructure .....	6
Semiconductors.....	8
Edge nodes.....	9
Quantum technologies.....	9
Supporting EU-wide digital ecosystems and scaling up innovative enterprises .....	10
SMEs with at least basic digital intensity .....	10
Take up of advanced technologies .....	12
Unicorns, scale-ups and start-ups .....	15
Strengthening Cybersecurity & Resilience .....	15
Protecting and empowering EU people and society.....	19
Empowering people and bringing the digital transformation closer to their needs .....	19
Equipping people with digital skills.....	19
Key digital public services and solutions – trusted, user-friendly, and accessible to all .....	24
Leveraging digital transformation for a smart greening .....	28
Annex I: Funding and economic impacts .....	30
Annex II: Funding, economic impacts & Multi-Country Projects .....	32

## Executive summary

Overall, Latvia continues to rely on strong digitalisation of public services and e-Health. It has made notable progress in emerging technologies, in 5G coverage (where it now surpasses the EU average) and quantum and semiconductor initiatives. However, persistent disparities and uneven progress hold back broader transformation.

Persistent **rural connectivity gaps** in very high capacity networks (VHCNs) and fibre to the premises (FTTP) risk **marginalising communities** from the digital economy, **entrenching regional disparities** and restricting access to critical services. Meanwhile, **uneven SME digitalisation**, marked by **lagging adoption of cloud and AI technologies** (despite impressive year-on-year growth on these measures) threatens to undermine long-term productivity, particularly as demand for advanced digital tools intensifies. The **worsening ICT skills shortage** further erodes Latvia's ability to **make the most of its emerging strengths** in AI, quantum, and e-Health, sectors where early progress could otherwise drive future growth. Without intervention, these **interlinked challenges** (in the area of **infrastructure deficits, patchy business digitalisation, and skill gaps**) could **stifle competitiveness**. This could in turn prevent Latvia from fully capitalising on its **leadership in public digital services** or realising the broader economic and social benefits of its technological progress. Left unaddressed, these challenges risk **leaving businesses and citizens behind** in an increasingly digital-dependent world.

Latvia has several digital leadership assets. To fully capitalise on its strengths (**cross-Baltic collaborations, quantum and AI leadership initiatives, and a dynamic start-up scene**) Latvia must **accelerate SME digitalisation, bridge skill and infrastructure gaps, and scale up its cybersecurity defences**. Finally, **deeper regional cooperation** in semiconductors and quantum – building on projects like the **quantum communication infrastructure (QCI) network** – could solidify Latvia's role as a digital frontrunner in the Baltic region, provided the country addresses challenges in **funding, adoption, and resilience**.

### Latvia in the Digital Decade

Latvia shows a substantial level of ambition in its contribution to the Digital Decade having set 14 national targets (out of 14 possible), 86% of which are aligned with the EU 2030 targets. In its national roadmap, Latvia provided 12 trajectory points for 2025 (out of 13 analysed). The country is following them not well with 42% considered on track. Latvia addressed 40% of the 5 recommendations issued by the Commission in 2025 by making some changes through new measures. According to the national roadmap, by the end of 2026, 52% of the measures will come to an end. The total public budget associated to these measures is EUR 414 million, representing 21% of the total public budget outlined in the roadmap.

According to the special **Eurobarometer on 'the Digital Decade' 2026**, **80% of Latvian people consider that digital policy should have a very high/high priority for the EU** in shaping our future in Europe. They also think that the EU should cooperate with Member States in the next 10 years to 'reinforce cybersecurity and protection from online threats' (94% of Latvians agreed), 'promote digital education and skills programmes' (90% agreed), 'strengthen the regulation of online platforms' (84%) as well as to 'develop shared digital public services' (84% agreed). In addition, **75% of Latvian respondents think that the EU should reduce its dependencies on digital products and services from non-EU countries**, and 80% agree that the EU should prioritise investments in digital infrastructure and services that are

developed and controlled in Europe. Meanwhile, 47% of Latvians said that they would be willing to switch to an EU-based digital service provider even if it means slightly higher costs.

## Funding for digital and multi-country projects

Latvia allocates 23% of its total recovery and resilience plan to digital (EUR 416 million). In addition, under cohesion policy, EUR 4 million, representing 10% of the country's total cohesion policy funding, is dedicated to advancing Latvia's digital transformation.

Latvia is a member of the Alliance for Language Technologies EDIC and of the Local Digital Twins towards the CitiVERSE EDIC. Latvian entities are indirect and/or associated partners in the IPCEI on Next Generation Cloud Infrastructure and Services (IPCEI-CIS) and in the Tech4Cure IPCEI. Latvia is a participating state in the EuroHPC Joint Undertaking (JU) and of the Chips JU.

Digital Decade KPI (1)	Latvia				EU		Digital Decade target by 2030	
	Last available data (2)	DESI 2026 (year 2025)	Annual progress	National trajectory 2025 (3)	DESI 2026	Annual progress	LV	EU
Fixed Very High Capacity Network (VHCN) coverage	68.1%	66.7%	-2.2%	77.0%	85.5%	3.7%	100.0%	100%
Fibre to the Premises (FTTP) coverage	61.1%	62.1%	1.7%	77.0%	74.1%	7.1%	100.0%	-
Basic 5G coverage	71.1%	98.2%	38.2%	58.0%	96.8%	2.6%	70.0%	100%
Edge Nodes (estimate, new methodology)	-	40	-	0	7451	-	51	10000
SMEs with at least a basic level of digital intensity *	48.2%	58.5%	10.2%	63.0%	71.4%	11.0%	90.0%	90%
Cloud *	29.0%	37.8%	14.1%	40.0%	46.7%	9.5%	75.0%	75%
Artificial Intelligence	8.8%	12.2%	38.3%	22.0%	20.0%	48.0%	75.0%	75%
Data analytics *	36.9%	36.4%	-0.7%	29.0%	39.9%	9.5%	75.0%	75%
AI or Cloud or Data analytics *	48.2%	52.2%	4.1%	-	63.2%	7.5%	-	75%
Unicorns	1	1	0.0%	-	324	10.2%	2	500
At least basic digital skills *	45.3%	48.4%	3.4%	58.0%	60.4%	4.3%	70.0%	80%
ICT specialists	4.9%	4.5%	-8.2%	6.4%	5.0%	2.0%	10.0%	~10%
e-ID scheme notification		Yes						
Digital public services for citizens	93.5	95.1	1.7%	89.0	84.6	2.8%	100.0	100
Digital public services for businesses	96.3	97.5	1.3%	88.0	88.6	2.7%	100.0	100
Access to electronic health records	85.9	94.2	9.7%	83.0	86.5	4.6%	100.0	100

(1) Indicators full description, metadata and sources in the [DESI 2026 methodological note](#)

(2) Last available data is DESI2025 (reference year 2024) except for indicators marked with a star \* for which it is DESI2024 (reference year 2023)

(3) National trajectory value for 2025, if set by the country in its Digital Decade national roadmap

## A competitive, sovereign and resilient EU based on technological leadership

**In 2025, Latvia showed progress in digital connectivity and emerging technologies, but still faced persistent disparities and evolving challenges.** While 5G coverage surged in 2025 to exceed the EU average, adoption of VHCN and FTTP lagged significantly behind, particularly in rural areas, reflecting limited market incentives and high deployment costs. SME digitalisation in Latvia showed mixed results in 2025: although AI adoption grew, the use of cloud and data analytics trailed EU averages. Government support programmes, like the EUR 18.5 million digitalisation fund (exhausted ahead of schedule), highlight strong demand but insufficient scaling. In quantum and semiconductors, Latvia made progress in 2025 through: (i) education initiatives (the Latvian Quantum Initiative, the Chip Competence Centre); (ii) cross-Baltic collaborations (Memoranda of Understanding with Estonia/Lithuania); and (iii) infrastructure milestones (first Baltic quantum communication network, QCI project). However, both the disinterest of Latvian SMEs in quantum (due to skills gaps and AI prioritisation) and stagnant unicorn growth (Latvia had only 1 unicorn in 2026, with a target of 2 by 2030) signal untapped potential. Since Russia's invasion against Ukraine in 2022, the number of cyber incidents has increased sixfold, targeting citizens and critical infrastructure. Public-sector AI integration (e.g. Hugo.lv, multiple chatbots, election security tools) and growth in the start-up ecosystem show promise: there are now 569 start-up firms in Latvia, and these start-ups raised EUR 78 million in funding in 2025.

## Protecting and empowering EU people and society

**In 2025, Latvia continues performing well in digitalisation of public services for citizens and businesses and e-Health. However, the country lags behind EU averages in key areas, such as digital skills and ICT specialists.** Although Latvian women slightly outperform men in digital skills, and Latvians' adoption of generative AI exceeds the EU average, critical gaps persist. For example, Latvia trails EU benchmarks in both: (i) the number of older adults and low-educated individuals with digital skills; (ii) the digital safety skills of its population. Latvia continues to score highly on the provision of public digital services. For e-Health there is ongoing work on a new Citizen Portal for the country (launching in 2026). ICT specialist shortages remain, and Latvia reports a declining interest among its people in ICT training. Latvia's work to develop an EUDI Wallet is well underway.

## Recommendations

- **Connectivity:** (i) Promote the rollout of fibre infrastructure by supporting the expansion of fibre through coordinated funding programmes and regulatory measures at both national and regional levels, ensuring a balanced deployment, including in rural areas. (ii) Strengthen fibre take-up by supporting, through targeted funding and appropriate regulation, the deployment of fibre connections to end users. Foster the switch-off of copper networks. (iii) Accelerate 5G rollout in the 3.4–3.8 GHz band in rural areas. Promote the deployment of 5G SA networks to enable advanced use cases and enhance network performance. In addition, Take advantage of upcoming spectrum licence renewals to put in place pro-investment conditions.
- **ICT specialists:** Develop and implement measures to increase the number of ICT specialists in employment while intensifying efforts to increase women’s participation in ICT studies and careers.
- **Digital skills:** Strengthen and continue to implement measures to increase digital skills across all ages with a special emphasis on people living in rural areas and those with lower educational background.
- **Digitalisations of SMEs:** (i) Accelerate SME digitalisation in Latvia, increase funding for high-demand programmes like AI and digital maturity support, (ii) expand rural outreach to demonstrate tangible benefits, (iii) and ensure long-term, scalable co-financing mechanisms to meet the demand.
- **Unicorns:** Sustain Latvia’s start-up sector growth and address stagnation in new ventures, including expanding access to early-stage funding, and strengthen incubation programmes.
- **Cybersecurity:** (i) Bolster Latvia’s resilient cybersecurity framework, and sustain proactive measures against escalating threats, particularly fraud. (ii) Continue efforts to implement cybersecurity measures, in particular for supply chain security, in companies, especially SMEs and those operating the critical infrastructures.
- **E-health:** Continue to cooperate and invest in digitalisation of healthcare to: (i) Offer a mobile application for citizens to access their electronic health records (ii). Connect more private rehabilitation centres to the online access service.

# A competitive, sovereign and resilient EU based on technological leadership

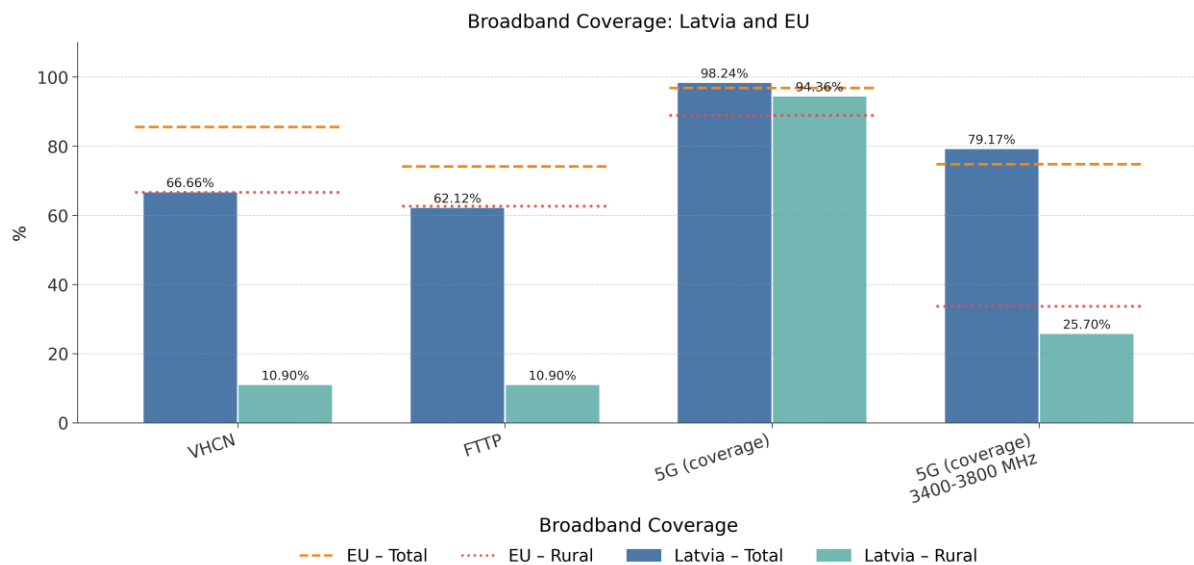
## Building technological leadership: digital infrastructure and technologies

### Connectivity infrastructure

#### Performance assessment

**Latvia's coverage of fixed VHCNs stood at 66.66% in 2025, following a decrease of 2.2% from the previous year's figure of 68.13%.** This is below the EU average of 85.54% in 2025 and 82.49% in 2024, indicating a less favourable performance in Latvia than in its EU peers. For households residing in sparsely populated areas, Latvia's VHCN coverage was 10.9% in 2025, up 4.6% from 10.43% in 2024. However, this remains below the EU averages for households in sparsely populated areas of 66.66% in 2025 and 61.87% in 2024. The country is lagging behind compared to its trajectory presented in the Digital Decade national roadmap.

**Latvia's FTTP coverage was 62.12% in 2025, following an increase of 1.7% from 61.11% in 2024.** This is below the EU average of 74.13% in 2025 and 69.24% in 2024. For households in sparsely populated areas, Latvia's FTTP coverage was 10.9% in 2025, up 4.6% from 10.43% in 2024. This remains below the EU average for households in sparsely populated areas of 62.61% in 2025 and 58.76% in 2024. The country is lagging behind compared to its trajectory presented in the Digital Decade national roadmap.



**Latvia's overall 5G coverage was 98.24% in 2025, a significant increase of 38.2% from 71.1% in 2024.** This 2025 figure is above the EU average of 96.79% in 2025 (although Latvia's 2024 figure for 5G coverage was below the EU's 2025 coverage for 5G of 94.35%). For households in sparsely populated areas, Latvia's 5G coverage was 94.36% in 2025, up 527.5% from 15.04% in 2024. This 5G coverage for 2025 is above the EU average of 88.88% in 2025 (although Latvia's 2024 figure for 5G coverage in sparsely populated areas was below the EU's 2024 coverage for 5G in sparsely populated areas of 79.58%). The country is on track according to its trajectory presented in the Digital Decade national roadmap.

**Latvia's 5G coverage in the 3.4–3.8 GHz band was 79.17% in 2025, an increase of 51.7% from 52.2% in 2024.** This level of 5G coverage in 2025 is above the EU average of 74.75% in 2025 (but Latvia's 2024 coverage in this area was below the EU average in this area for 2024 of 67.6%). For households in sparsely populated areas, Latvia's 5G coverage in this band was 25.7% in 2025, up from 0.0% in 2024. However, this remains below the EU averages of 33.71% in 2025 (and Latvia's 2024 figure in this area was well below the EU average of 25.36% in 2024).

**Latvia's broadband infrastructure is advancing, with notable strengths in the adoption of high-speed fixed broadband subscriptions.** The country's growth rate in this area is particularly impressive, outpacing the EU average by a substantial margin. In Latvia, 43.7% of fixed broadband subscriptions are now for speeds of 1 Gbps or higher after an increase of 80.4% between 2024 and 2025 in subscriptions of this speed, putting the country well above the EU average for 2025 of 26.97%. In 2024, Latvia's share of subscriptions at 1 Gbps or higher was 24.22%, which was also higher than the EU's share for 2024 of 22.25%. Furthermore, Latvia's annual growth rate of 80.4% between 2024 and 2025 significantly outpaces the EU's growth rate between 2024 and 2025 of 21.2%. This indicates that Latvia is not only ahead in terms of its share of high-speed broadband subscriptions, but is also expanding this share more rapidly than the EU average.

**However, while Latvia's share of 5G SIM cards is commendable, the slower growth rate compared to the EU average suggests room for improvement.** Latvia is at 55.81% of 5G SIM cards share of population after an increase of 29.2% in 2025 and standing above the EU average of 55.55%. In 2024, Latvia's share was 43.21%, which was also higher than the EU's 35.56%. However, Latvia's annual growth rate of 29.2% in 2025 is lower than the EU's growth rate of 56.2%. Although 5G SIM cards continued to account for a higher share of SIM card usage in Latvia than the EU average, the pace of growth in take-up of 5G SIM cards is slower than the EU average.

The table presenting VHCN, FTTP and 5G coverage across NUTS-2 regions has been omitted for Latvia, as the country has no administrative subdivisions classified under NUTS levels.

### *Policy context and assessment of recommendations*

**In areas of Latvia without fixed broadband access, households depend on mobile internet services, with 4G and 5G available at over 90% of addresses.** Latvia ranks among the top countries in the EU for mobile data consumption per subscription, averaging 57 GB per month. In 2025, there were 2.3 million active mobile internet subscriptions, compared to 481,000 fixed network subscriptions.

**Investment in Latvian mobile networks reached EUR 45.4 million in 2025, marking a 17% reduction compared with 2024 according to Latvia's national regulatory authority (NRA).** This decrease is primarily attributable to market trends; 2024 was characterised by unusually high investment levels due to the rapid expansion of 5G networks, whereas 2025 saw these investments stabilise. Furthermore, 5G coverage, at 71% in 2025, has significantly improved this year and is now nearing the European average.

**The 5G pioneer bands in the 3.5 GHz and 700 MHz ranges have been fully auctioned in Latvia, but the 3.6 GHz frequency band is currently undergoing reorganisation.** Previously, usage rights in this 3.6 GHz band were fragmented across several narrow, non-contiguous frequency blocks among the three Latvian mobile operators. To ensure effective 5G performance, contiguous channels of 80–100 MHz are necessary. To achieve optimal network efficiency, the Latvian NRA is collaborating with the Ministry of Smart Administration to amend the National Frequency Allocation Plan and conduct public

consultations. The aim is to find the most suitable solution for restructuring the frequency band to improve 5G services.

**Currently, end-users demand provides limited motivation for operators to expedite the rollout of optical networks due to the existing availability of 5G coverage in the region.** Nonetheless, investments in fibre-optic networks rose by 23% between 2024 and 2025, showing the country's ongoing commitment to upgrading infrastructure. However, the substantial costs involved in entirely converting to fibre-only networks remain prohibitive, especially in sparsely populated areas.

**Latvia faces a notable and persistent decline in its population, and this hinders the deployment of fibre-optic networks, the construction of new residential buildings, and the renovation of older ones.** Although newly constructed buildings are outfitted with 'fibre-ready' infrastructure, existing buildings are likely to continue relying on copper within in-building networks for some time. In Latvia, the low and decreasing population density considerably raises the cost per household for fibre deployment, particularly in rural and remote regions. The scattered nature of these settlements necessitates extensive network segments to connect a limited number of users, making it challenging to justify such investments under market-driven conditions. Consequently, the expansion of optical networks in rural areas is sluggish, especially as reliable mobile coverage, including 4G and 5G, is already accessible in these areas.

**Latvia is not imposing any regulatory requirements for copper switch-off,** allowing operators to develop electronic communications networks based on market conditions, financial capability, and technological feasibility. The Latvian NRA states that mandating copper switch-off deadlines could increase costs for users and potentially lead to the discontinuation of services in areas reliant on legacy networks. For these reasons, a market-driven approach is preferred, as it supports investment efficiency and maintains service affordability, avoiding adverse socio-economic impacts.

**The Latvian NRA reports that there is intense competition in the country's electronic communications sector.**

**2025 recommendation on connectivity:** Sustain the ongoing effort and establish new measures to support VHCN, FTTP, and 5G coverage.

**In 2025, Latvia continued the implementation of existing measures but did not take any new measure.** Latvia's performance in terms of VHCN and FTTP coverage is below the EU average in both total coverage and coverage in sparsely populated areas. However, Latvia has made significant strides in overall 5G coverage and 5G coverage in the 3.4–3.8 GHz band, surpassing the EU average in both total coverage and coverage in sparsely populated areas for these two types of coverage. The substantial growth rates in these areas indicate a positive trend towards digital progress. Despite this progress, efforts should be made to improve VHCN and FTTP coverage, particularly in sparsely populated areas.

## Semiconductors

**Latvia continues to demonstrate a strong ambition to develop and strengthen its semiconductor industry with the establishment of the Latvian Chip Competence Centre in 2025.** Initiated by the Riga Technical University in collaboration with the University of Latvia, this centre specialises in semiconductors, microelectronics, silicon and polymer photonics, open-source chip design, and quantum technologies.

**Over the past year, Latvia has prioritised cooperation on semiconductor development with its neighbours, culminating in several Memoranda of Understanding together with the Baltic and**

**Nordic countries.** Latvia signed a joint [Memorandum of Understanding with Estonia and Lithuania](#) in 2025 to bolster collaboration between their respective national chip competence centres. This Memorandum aims to increase investment, research, and Europe's technological independence in the area of semiconductors. Furthermore, in 2026, the [Baltic states, alongside Finland, Sweden, Norway, and Denmark, adopted a Memorandum of Understanding that](#) outlines a shared vision to advance education, research, and industrial support across borders.

## Edge nodes

### *Performance assessment*

**According to the Edge Node Observatory, Latvia is estimated to have deployed a total of 40 edge nodes by 2025.** Due to a change in methodology, this number cannot be compared with previous estimations.

### *Policy context and assessment of recommendations*

Latvia continues to be an indirect member of the IPCEI on Next Generation Cloud Infrastructure and Services.

## Quantum technologies

**Latvia has made significant strides in advancing its quantum ecosystem, prioritising quantum research, education, and infrastructure development.** The Latvian Quantum Initiative, a project co-funded by the EU Recovery and Resilience Facility (RRF) and the state budget, achieved key milestones in 2025. These key milestones include the development of four specialised study modules, the training of academic personnel to deliver quantum courses, and the education of students from both universities and industry. The initiative also produced over 30 high-impact scientific publications in academic journals in Q1/Q2 2025, strengthening Latvia's growing contribution to global quantum research.

**A key milestone was achieved with Latvia becoming a member in the European Quantum Academy (EQA), a pan-European network aimed at fostering quantum education from school-level learning to doctoral research and lifelong professional training.** Under this framework, Latvia will coordinate quantum education across all three Baltic states, further solidifying its role as a regional hub for quantum education. Latvia hosted the initiative's 29<sup>th</sup> Quantum Information Processing Conference in January 2026, the world's largest quantum research gathering. The conference attracted 900 participants from 42 countries.

**Building on this momentum, Latvia is set to establish a National Quantum Technology Excellence and Competence Centre in 2026, led by the University of Latvia.** This centre will serve as the primary coordinator for research, education, innovation, and international cooperation in the area of quantum computing, aligning Latvia's efforts in this area with other EU programmes. Its focus areas will include quantum algorithms (where Latvia aims for world-class excellence), quantum communication (including development of the quantum internet), quantum photonics and sensors (such as GPS-free navigation systems), and emerging fields like quantum memories.

**On the infrastructure front, Latvia completed its national QCI project in December 2025, marking a historic achievement as the first quantum communication network in the Baltic region.** Over three years, the project conducted real-world tests of quantum key distribution (QKD) equipment across optical networks, evaluating performance in critical sectors like healthcare, finance, and

telecommunications. Currently, the project is transitioning into real-world deployment of QKD networks, integrating multiple vendor systems and a locally developed solution for managing quantum keys. Looking ahead, the network will evolve into a quantum internet testbed through collaboration with the Quantum Internet Alliance, positioning Latvia at the forefront of next-generation secure communications.

**Strategically, Latvia is aligning its broader quantum programmes with both NATO's 'Quantum-Ready Alliance' vision (2024) and a national quantum defence strategy under development and planned for approval in 2026.** This strategy will ensure that Latvia's quantum capabilities contribute to national security, resilience, and NATO interoperability, particularly in areas like secure communications and quantum-resistant cryptography.

**However, although the research interest in quantum is thriving, Latvian SMEs have demonstrated an only modest interest in quantum technologies.** Reports indicate that SMEs in Latvia have shown limited enthusiasm towards quantum innovations, largely due to a prevailing deficit in digital skills necessary to comprehend the potential benefits of quantum technology for these businesses and the greater interest of SMEs in AI automation.

## Supporting EU-wide digital ecosystems and scaling up innovative enterprises

SMEs with at least basic digital intensity

*Performance assessment*

**In Latvia, 58.54% of SMEs had at least a basic level of digital intensity in 2025, after an average annualised progression of 10.2% each year between 2023 and 2025, but this figure remains below the comparable EU average for 2025 of 71.39%.** In 2023, the figure for Latvia was 48.19%, which was also lower than the EU average for 2023 of 57.9%. Although Latvia's annualised average growth rate on this measure is slightly below the EU's average annual growth rate of 11.0%, it indicates a steady improvement in the digitalisation of Latvian SMEs. However, the gap between Latvia and the EU has widened by 3.14 percentage points over this two-year period. The country is also lagging behind the trajectory presented in its Digital Decade national roadmap.

On SMEs with a very high level of digital intensity index, Latvia was at 7.13% in 2025 after an annualised average progression of 32.0% for each of the two years since 2023, putting it below the EU average of 9.07%. In 2023, the figure for Latvia was 4.09%, slightly lower than the EU average of 4.38%. Despite its recent growth, Latvia's progress in this area is slower than the EU's annualised average growth rate between 2023 and 2025 of 43.9%, and the gap between Latvia and the EU average increased by 1.65 percentage points between 2023 and 2025.

*Policy context and assessment of recommendations*

**Although Latvia has made progress in the digitalisation of its SMEs, it continues to lag behind the EU average in this area, particularly in the percentage of SMEs with a very high level of digital intensity. The gaps with the EU average in both basic and advanced digital intensity have widened in recent years, indicating a need for accelerated efforts by Latvia to close the digital divide.**

Two principal reasons often cited for the slow pace of digital transformation in Latvia are the need for a shift in mindset and a scarcity of digital skills. Without the requisite digital skills, it can be challenging to envision how digital transformation could streamline operations and improve working conditions.

This is particularly true in rural areas, where businesses often function adequately already, making it more difficult to demonstrate the advantages of digital transformation.

**But despite these handicaps, Latvian SMEs have shown great interest in joining various Latvian support schemes dedicated to digital transformation.** Latvia launched its [support programme for business digitalisation and implementation of artificial intelligence solutions](#) in early spring 2025, and by July 2025 the programme's funding was exhausted (11 months ahead of schedule) due to the high activity among entrepreneurs. The programme offers SMEs government cofinancing and helps with digitalising processes, automating operations, and implementing AI solutions. The program offers SMEs to digitalise processes, automate operations, and implement AI solutions with government cofinancing. The programme has a total budget of EUR 18.55 million, offering up to EUR 200,000 for AI solutions development and implementation, up to EUR 10,000 for developing or purchasing digital tools, and another EUR 10,000 for assessing a company's digital maturity. Eligible applicants include legal entities in Latvia such as LLCs, associations, and foundations engaged in business activities, specifically those aiming to digitalise business processes or develop IT and AI technologies.

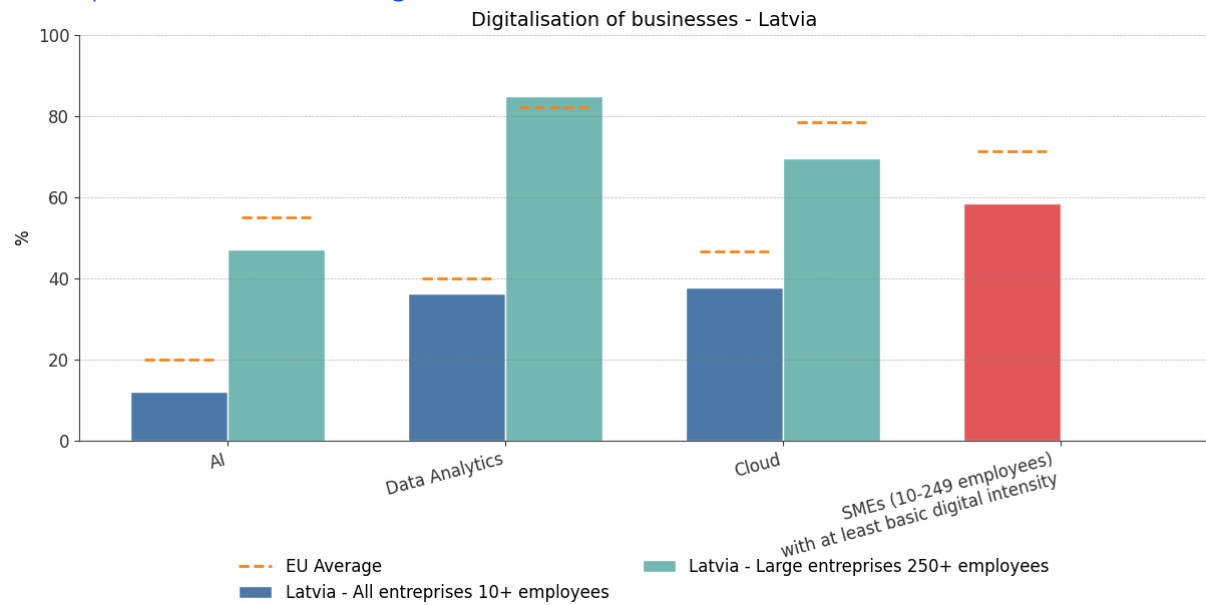
In early 2025, [another support programme](#) was approved by the Latvian government, this time aimed at bolstering innovation and productivity among Latvia's SMEs. With total funding of EUR 98.4 million, including EUR 83.6 million from the European Regional Development Fund and EUR 14.8 million from the state budget, this programme is designed to facilitate private sector investment in research, development, and innovation. The initiative promotes the creation of innovative products and dual-purpose goods, supporting the construction of new production facilities and job creation within the Smart Specialisation Strategy (RIS3) areas. Another initiative of the Latvian government in this area is the [Altum programme](#), where businesses can also access Altum loans ranging from EUR 300 000 to EUR 5 million, with a possible capital rebate of up to 30% or EUR 1.5 million. The programme aims to generate at least 40 new products and 240 well-paid jobs and increase exports by EUR 100 million annually by 2026.

Since the Latvian Investment and Development Agency (LIAA) [launched the second round](#) of its digitalisation support programme in July, EUR 5.4 million has been reserved from its EUR 18.5 million budget. Most of the reserved funds, totaling EUR 4.28 million, are earmarked for artificial intelligence projects. The programme, which has received 285 applications so far, 66 of which focus on AI solutions—provides grants for the digitalisation of business processes and AI implementation. Eligible entities include micro, small, and medium-sized enterprises, as well as associations and foundations conducting economic activities with at least three member enterprises. Grants are available up to EUR 10,000 for new digital solutions and digital maturity assessments, and up to EUR 200,000 for AI solutions.

**2025 recommendation on digitalisation of SMEs:** Sustain and complement activities to improve the digitalisation and uptake of advanced technologies, emphasising the take-up of advanced technologies and give special attention to SMEs.

**In 2025, Latvia made some efforts to address the recommendation through new policy actions.** With the introduction of new support measures (mentioned above), Latvia is evidently making progress in its efforts to aid SMEs in their digital transformation. Nonetheless, it is equally apparent that this support falls short, as the growth of digitalisation in Latvia has plateaued and the demand for further government assistance exceeds the current provisions.

## Take up of advanced technologies



### Performance assessment

**In Latvia, 12.21% of enterprises had adopted artificial intelligence by 2025 after an annual progression of +38.3% between 2024 and 2025, putting the country below the EU average for 2025 of 19.95%.** In 2024, the figure for Latvia was 8.83%, which was also below the EU average of 13.48%. For SMEs, 11.33% in Latvia had adopted artificial intelligence by 2025 after an annual progression of +37.5% between 2024 and 2025, which put the country below the EU average for adoption of artificial intelligence by SMEs of 18.9%. In 2024, the figure for Latvia was 8.24%, which was also below the EU average for that year of 12.64%. For large enterprises, adoption of artificial intelligence in Latvia was at 47.09% in 2025 after an annual progression of +41.3% between 2024 and 2025, which was below the EU average for 2025 of 55.03%. In 2024, the figure for Latvia was 33.33% for this measure, which was also below the EU average for 2024 of 41.17%. Although Latvia is making strides in AI adoption, it remains behind the EU average. The country is lagging behind compared to its trajectory presented in its Digital Decade national roadmap.

**In Latvia, 36.37% of enterprises had adopted data analytics by 2025 after an average decrease of -0.7% annually in each of the two years since 2023, putting the country below the EU average for 2025 of 39.85%.** In 2023, the figure for Latvia was 36.87%, slightly above the EU average for that year of 33.25%. Focusing on SMEs, 35.15% of SMEs had adopted data analytics by 2025 after a stagnation of -1.1% annually on average each year since 2023, putting Latvia below the EU average for this measure in 2025 of 38.59%. In 2023, the number of SMEs in Latvia that had adopted data analytics was 35.92%, which was above the EU average for 2023 of 32.09%. For large enterprises in Latvia, 84.75% had adopted data analytics by 2025 after an annual average progression of +4.4% each year since 2023, which was above the EU average in 2025 of 82.03%. In 2023, the figure for data analytics adoption by large Latvian companies was 77.78%, also above the EU average for that year of 71.81%. Despite the recent decline in overall adoption of data analytics, large enterprises in Latvia are performing better in this area than their EU peers. The country is on track according to its trajectory presented in the Digital Decade national roadmap.

**In Latvia, 37.8% of enterprises had adopted cloud technologies by 2025 after an average annual progression of +14.1% in each year since 2023, putting the country below the EU average for 2025 of 46.69%.** In 2023, the figure for Latvia was 29.04%, which was also below the EU average for that year of 38.97%. For SMEs, 37.0% in Latvia had adopted cloud technologies by 2025 after an annual progression of +14.5% each year since 2023, which is below the EU average of 45.74%. In 2023, the figure for Latvia in this area was 28.22%, which was below the EU average for that year of 38.04%. For large enterprises, 69.51% in Latvia had adopted cloud technologies by 2025 after an average annual progression of +4.0% in each year since 2023, which was below the EU average of 78.32%. In 2023, the figure for adoption of cloud technologies by large enterprises in Latvia was 64.25%, which was also below the EU average for that year of 69.72%. While Latvia is showing improvement in cloud adoption, it still lags behind the EU average across all enterprise sizes in this area. The country is lagging behind compared to its trajectory presented in the Digital Decade national roadmap.

**In Latvia, 52.22% of enterprises had by 2025 adopted either AI, or cloud, or data analytics (or some combination of the three technologies combined), after an annual progression of +4.1% in each year since 2023, putting the country below the EU average for this measure of 63.2%.** In 2023, the figure for Latvia was 48.23%, which was also below the EU average for that year of 54.7%. For SMEs, Latvia is at 51.21% adoption of one of these technologies after an annual progression of +4.1% in each of the two years since 2023, putting it below the EU average for SME adoption of one of these technologies in 2025 of 62.32%. In 2023, the figure for SME adoption of at least one of these technologies in Latvia was 47.3%, also below the EU average for that year of 53.74%. For large enterprises, adoption of one of these technologies in Latvia was at 92.38% in 2025 after an annual progression of +2.2% in each of the two years since 2023, which is slightly below the EU average for 2025 of 92.78%. In 2023, the figure for Latvia was 88.41%, above the EU average for that year of 86.71%. Although Latvia is improving in the adoption of these technologies, it still lags behind the EU average, except for large enterprises, where Latvia is slightly ahead. The country is lagging behind the trajectory presented in its Digital Decade national roadmap.

Latvia has shown progress in the digitalisation of its businesses, particularly in the adoption of cloud technologies and AI. However, it continues to fall behind the EU average in most areas, especially in the digital intensity of SMEs and the adoption of data analytics. Large enterprises in Latvia are performing better than their EU peers in data analytics and are slightly ahead in the combined adoption of AI, cloud, or data analytics technologies. Overall, while there is room for improvement, Latvia is making progress in digitalisation.

To further increase the digitalisation of businesses in Latvia, policymakers should focus on helping SMEs to adopt more advanced digital technologies. This could involve targeted incentives, training programmes, and infrastructure improvements. Additionally, addressing the decline in the adoption of data analytics adoption should be a priority, as this is a critical area for business competitiveness and innovation. By focusing on these areas, Latvia can continue to close the gap with its EU peers and increase the digital competitiveness of its economy.

### *Policy context and assessment of recommendations*

**Latvia has made significant progress in developing its artificial intelligence landscape, although fewer initiatives have been taken recently in the areas of cloud technologies and data analytics.**

**Latvia is working on aligning its national AI policies with EU initiatives. For example, the country is now in the final stages of drafting its national implementation plan for the EU's AI Act.** Latvia

emphasises the importance of equal access to AI infrastructure and advocates for the sustainable development of energy-efficient data centres as a foundation for scaling cloud and AI capabilities. Latvia has also been designated as one of the ‘antenna’ countries within the European network of AI ‘factories’, which will improve both: (i) the country’s access to AI-optimised supercomputing capacity; and (ii) national capabilities in research, innovation, and industrial applications. As part of this AI factories initiative, Latvia is connecting its AI ecosystem to the LUMI AI Factory in Finland. The establishment of Latvia’s National Artificial Intelligence Centre in March 2025 creates a strategic hub for cooperation between government, academia, and industry. The mission of this hub is to promote safe, ethical, and trustworthy AI development, driving economic growth and societal well-being. In collaboration with Baltic partners and universities, Latvia is also proposing a Baltic ‘GigaFactory’ initiative to develop a sustainable high-performance computing infrastructure.

**Latvia has taken a particular interest in increasing the use of AI within the public administration.** Latvia is developing a new AI ‘target architecture’ for its public administration, detailing how computing capacity, data, and legal resources should be organised to enable scalable AI deployment across government processes. Practical AI implementation guidelines have been drawn up, focusing on safe and consistent AI usage across public-sector institutions. These guidelines aim to foster a unified, responsible, and secure approach to AI use. They include decision trees, checklists, and lists of approved tools for managers, IT specialists, and cybersecurity professionals.

**To build AI capacity within the public sector,** Latvia is increasing AI literacy and practical skills by launching an e-learning course, ‘AI Fundamentals for Public Administration’. It is also integrating AI topics into broader training programmes, focusing on responsible application within the public sector. Annual monitoring of AI use within the public administration reveals varying readiness levels across institutions. More than 150 institutions across the Latvian public administration participated in the latest assessment, with 65% reporting that they actively used AI for document analysis, data extraction, chatbot solutions, translation, and transcription. These results underscore the need for further training and support for effective AI deployment. **Furthermore, many of the practical use cases for AI in Latvia’s public administration are available on the country’s VARAM website** where users can access: language technologies (Hugo.lv); a medical chatbot (Maija); automated anonymisation for courts; and sector-specific virtual assistants. Latvia is also addressing AI-driven threats to information integrity and democratic processes. The NATO StratCom Centre of Excellence in Riga has set up an AI laboratory to develop advanced methods for detecting AI-generated manipulation and better defending against hybrid threats, especially during elections.

**On cloud, Latvia is focusing its effort on its State Federated Cloud.**

**On data analytics,** Latvia is developing the foundation for a data-driven governance framework with a particular emphasis on the public sector. At its core, the **Data Dissemination and Management Platform (DAGR)** serves as a flagship initiative, enabling real-time, secure, and auditable data exchange across institutions while reducing administrative burdens through self-service access and improved interoperability. By 2030, DAGR will consolidate public-sector data into a single access point, fostering a unified ecosystem that supports evidence-based policymaking, innovation, and advanced analytics. Complementing this, Latvia’s **National Data Governance Strategy** establishes a standardised framework for data management, sharing, and protection, emphasising interoperability, clear institutional roles (such as data stewards), and the reuse of high-value datasets. Simultaneously, the **Central Statistical Bureau (CSB)** is being developed as a national analytics hub, enhancing cross-sector data integration to strengthen policy development, service efficiency, and research. Together, these

measures represent a strategic shift toward a more integrated, transparent, and data-informed public sector.

**Overall, Latvia exhibits uneven prioritisation of digitalisation across both the public and private sectors.** There is a distinct preference on the part of SMEs and public entities to focus more on AI adoption, deployment, and the development of AI skills and policies. The comparatively lesser emphasis on cloud computing and data analytics from SMEs is thought to stem from the limited digital skills in this area of employees in these companies. These limited skills may prevent employees from recognising the potential benefits these technologies could offer for advancement.

## Unicorns, scale-ups and start-ups

### *Performance assessment*

**At the beginning of 2026, Latvia had 1 unicorns (2030 national target of 2), which is the same amount as last year.** The country did not provide a national trajectory point for 2025 in the Digital Decade national roadmap.

### *Policy context and assessment of recommendations*

**Latvia is following a global trend that has seen a stagnation in the number of new start-ups, but the start-up sector continues to grow in terms of turnover, employment, and tax revenue.** At the end of 2025, [LIAA \(Investment and development Agency of Latvia\) reported that](#) there were 569 start-ups operating in Latvia. Latvia is attempting to combat the stagnation in the creation of start-ups by the launch of three Altum-supported venture capital funds, which aims to in the coming years to invest more than EUR 62 million in early-stage enterprises.

[In 2025](#), start-ups in Latvia paid EUR 110.4 million in taxes to the state budget, which is a significant increase compared with the EUR 88 million paid in 2024. The number of employees working in the start-up sector grew from 4 750 in 2024 to 5 101 in 2025. Furthermore, Latvian start-ups attracted approximately EUR 78 million of funding in 2025 (an increase from EUR 34.3 million in 2024), with the largest single investment in 2025 being worth EUR 54 million. Interestingly LIAA has noticed that the average gross salary in Latvian start-ups reached EUR 2 820 in 2025, which is significantly above the national average. In addition, there has been a decrease in the percentage of women in Latvian start-ups, with only 22.6% of the country's start-ups having at least one female shareholder in 2025 (in 2024, it was 24.9%). The percentage of Latvian start-ups that only had female shareholders stagnated in 2025 and remained the same as in 2024 at 7.4%

## Strengthening Cybersecurity & Resilience

**Latvia is facing a significant increase in cyber threats.** The level of cyber threat in the country remains high, with a persistent upward trend. However, Latvia continues to remain vigilant in protecting its citizens.

**The number of cyber incidents in Latvia continues to increase.** [CERT.LV](#), the Cyber Incident Response Institution of the Republic of Latvia, estimates that between the Russian invasion of Ukraine in 2022 and 2025, the number of cyber incidents increased sixfold. CERT.LV said that 2025 was the year in which it manually processed the most incidents in its history during (2 892, an increase of 28% compared with 2024). Through scanning activities, CERT.LV identified more than 1.32 million devices in 2025 (an increase of 164% compared to 2024, and an eightfold increase since 2022). The most common cyber incidents have been fraud (a 54% increase between 2024 and 2025), malicious code,

intrusion attempts, compromised devices, and accessibility disruptions. The increasing trend of damage caused by; (i) fraud; (ii) exploits; and (iii) compromised devices indicates the continued need to strengthen digital literacy and societal resilience to reduce both the number of human errors and the damage e caused by cyber attacks.

**As for general digitalisation, Latvian enterprises are behind their EU peers in the implementation of cybersecurity measures.** In 2024, 35.87% of Latvian enterprises applied at least 5 cybersecurity measures (out of 11 measures [as measured by Eurostat](#)), lower than the EU average of 56.85%. The gap with the EU is particularly pronounced in the use of authentication via biometric methods (only 13.40% of Latvian enterprises uses this type of authentication versus 18.27% in the EU on average), encryption techniques (26.69% in Latvia vs 39.72% in the EU on average), and ICT security tests (22.27% in Latvia vs 34.64% in the EU on average).

**With the recent increase in cyber threats, Latvia is focusing on providing free tools aimed at the general public.** CERT.LV offers 24x7 assistance in: (i) incident handling; (ii) co-ordination of incident handling (with other computer security incidents response teams and local authorities); (iii) vulnerability analysis; (iv) artefact analysis; (v) assistance in implementing proactive defence against attacks; (vi) events related to IT security; and (vii) awareness-raising activities. In addition, CERT.LV offers a DNS firewall (including cert-shield and protection against malware, phishing and other high-risk threats), which blocked more than 2.2 million attempts to fraudulently or maliciously access content (20% more than in 2024). Latvia's [DNS Firewall app](#) was downloaded roughly 75 000 times on Android and IOS platforms in 2025, Furthermore, Latvia's Security Operations Centre (SOC) aims to provide real-time visibility of current incidents in Latvian cyberspace. The SOC service was introduced in 2024. As of the end of March 2026, 92 subjects of the National Cyber Security Law (NCSL) use CERT.LV SOC services; 43 037 endpoints were achieved, more than 24 million security alerts were registered, 586 cases were manually created, and 15 cyber incidents were created. Out of all alerts, approximately 1% are high-level.

**Despite that Latvia experiences a significant number of Denial of service attacks (DDoS) directed against the state, critical ICT infrastructure and service providers, the country has not experience have significant or last impacts the core functions and e-services which indicates the effectiveness of existing protective measure in Latvia.** Latvia provides free of charge DDoS protection services to governmental institutions and NIS2 subjects with high level of importance. In addition, as a protective measure since 2022, the CERT.LV has been organising Threat Hunting operations in crucial Latvian infrastructures. These are organised together with infrastructure owners and the Constitution Protection Bureau with the aim to identify foreign presence. From 2022-2025 roughly 163500 end-point devices and 42 infrastructures were analysed, and APT presence was identified in 20% of infrastructures. In addition, Riga hosted a four day Threat Hunting Training Course on cyber threat detection, with the objection to strengthen NATO allies' capabilities in identifying potential threats. The training was attended by 37 representatives from 14 countries, and implemented with financial support from the EU within the framework of the CERT.LV-SOC-LV project.

In 2025, the CERT.LV Red Team implemented 16 phishing attack simulation campaigns to train and enhance organization, such as governmental entities, and state authorities, employees' ability to identify potentially risky behavior patterns, recognize and prevent cyber threats and information leakage. In total, nearly 15 500 emails were sent as part of these simulated phishing campaigns. At the end of each campaign, each participating organization or institution received a report outlining the results, along with recommendations for improvement.

In 2025, the CERT.LV Red Team conducted 27 IT system security tests. A total of 82 vulnerabilities were identified and addressed during these tests. The purpose of security testing is to identify potential vulnerabilities, security threats and system deficiencies in order to prevent possible cyber-attacks and data leaks.

The coordinated vulnerability detection (CVD) reporting practices facilitate the earlier discovery of vulnerabilities, helping coordinate their investigation and elimination, while achieving better efficiency in organising security measures. As of the end of the reporting period (31.03.2026), the CVD platform has registered a total of: security researchers: 166; new institution programmes: 14; vulnerability reports: 541.

**Cyber awareness continues to be high on the Latvian agenda.** Latvia hosts several prominent cybersecurity events aimed at strengthening collective defence strategies and fostering collaboration. The 'Be Safe!/ Esi Drošs!' seminars occur twice a year, targeting professionals from public administration and municipalities, with a hybrid format drawing around 200 on-site participants and over 1 000 online viewers. The CyberChess Conference is the Baltic region's largest cybersecurity event and engages over 800 in-person participants, with nearly 9 000 online views globally. The CyberChess Conference takes place every year since 2020 in Latvia. In addition, the Baltic Security Conference is a key security event in the region (taking in place in Riga), integrating cybersecurity into its agenda. The conference showcases contributions from CERT.LV and initiatives like Women4Cyber, highlighting opportunities for women in the field. In 2025, CERT.LV experts delivered 200 cybersecurity awareness events (15% increase compared to 2024), educating 45 987 participants (18% increase compared to 2024) and strengthening the knowledge, digital skills and cyber resilience of individuals and organisations. In 2025, two new training tools were provided for Latvian organizations, institutions and the Cybersecurity Competence Community: the interactive material 'Business Continuity Challenge' (used in 7 events with 151 participants) for crisis readiness testing and the escape room 'Ctrl + Alt + Escape[D]' (used in 4 events with 20 participants). These tools support crisis readiness testing and risk recognition through game-based learning. The projects were co-financed by the European Union's Digital Europe programme. As part of the public awareness campaign 'Smells like a scheme!', organised by the Ministry of Defence and CERT.LV, residents were invited to test their cybersecurity knowledge and learn about everyday digital risks. During the campaign, in total, 8 300 people started the test, and 6 025 completed it.

**Universities in Latvia offers master degrees in cybersecurity.** Riga Technical University offers a master's programme in cybersecurity management, the University of Latvia has a master's programme in cybersecurity management. In addition the regional university of applied sciences Vidzemes Augstskola also offers a master's degree programme in cybersecurity engineering.

**2025 recommendation on cybersecurity:** Continue efforts in cybersecurity to address the evolving and increasing threats. Ensure introduction and continuation of implementation of cybersecurity education, especially at undergraduate level

**In 2025, Latvia made some efforts to address the recommendation through new policy actions.** Latvia has taken many efforts to address the level of the evolving and increased threat picture with measures targeting the citizens, business, government, and infrastructure. Despite the increased number of attacks, none of the attacks have left lasting damage. Latvia's proactive measures against cyber threats reflect a dynamic and responsive cybersecurity landscape. However, the evolving nature of these threats necessitates constant vigilance, adaptation, and collaboration across sectors.

In regard to cybersecurity education at undergraduate level several measures have been taken. Several vocational upper secondary schools offer cybersecurity technician qualifications, while the College of Law provides a short-cycle tertiary programme in cybersecurity management. Cybersecurity is also embedded in undergraduate computer science degrees. In 2025–2026, Riga Technical University is running free cybersecurity training for adults, targeting regional residents (e.g., Liepāja, Rēzekne) and women, with options for in-person and remote learning. Open to students, employees, and job seekers, the programme initially planned to admit 125 students but expanded due to 573 applications—with 56% from women.

## Protecting and empowering EU people and society

Empowering people and bringing the digital transformation closer to their needs

Equipping people with digital skills

*Basic digital skills*

Performance assessment

**Overall, 75% of Latvians think that the digitalisation of daily public and private services is making their life easier**, which is an increase from 72% in 2025, based on the 2026 Digital Decade Eurobarometer.

**In Latvia, 48.43% of individuals aged 16-74 had at-least-basic digital skills in 2025 after an average annual increase of 3.4% in each of the two years since 2023, when the figure stood at 45.34%.** This places Latvia below the EU average, which rose from 55.56% in 2023 to 60.40% in 2025, reflecting an average annual growth rate of 4.3% in these two years for the EU. The country is lagging behind compared to its trajectory presented in the Digital Decade national roadmap.

Turning to **gender**, Latvia exhibits a distinctive pattern. In 2025, 49.41% of women in Latvia possessed basic digital skills, compared with 47.36% of men. This results in a gender gap of 2.05 percentage points in favour of women, contrasting with an EU average gap of 2.75 percentage points in favour of men. Although Latvia's gender gap is smaller than the EU average, it is important to note that both male and female basic-digital-skill levels in Latvia remain below their respective EU averages of 61.79% for men and 59.04% for women.

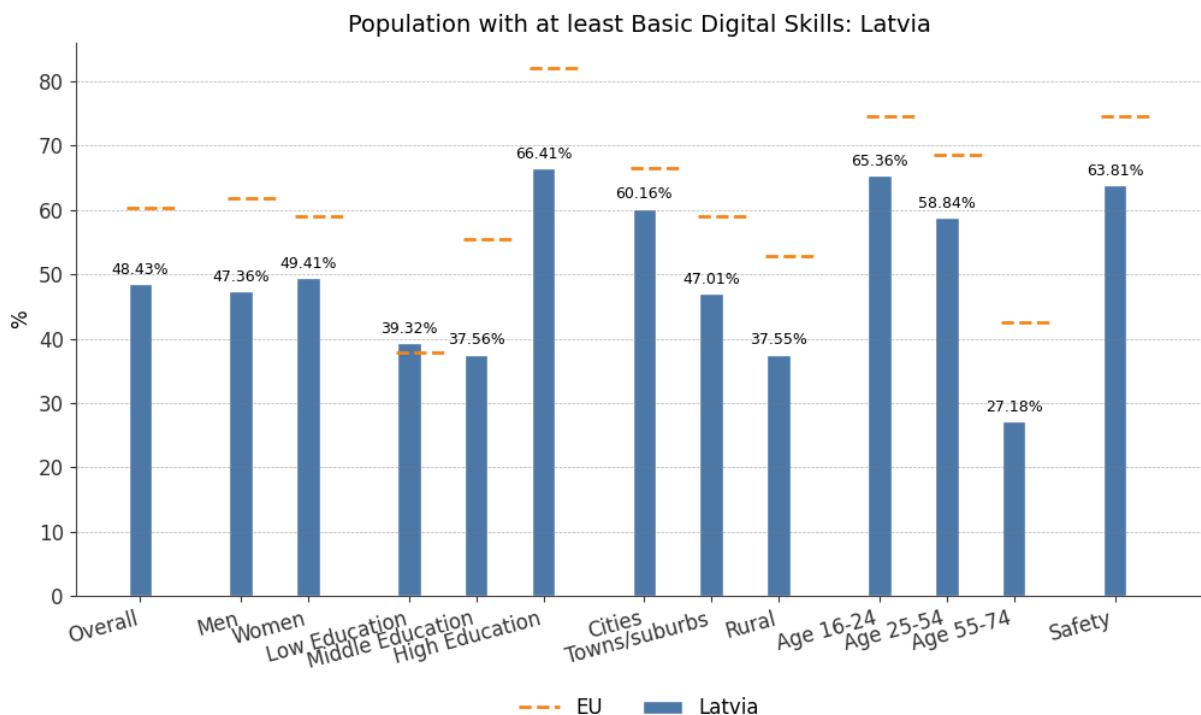
**Education level** significantly influences digital proficiency in Latvia. Individuals with no or low levels of formal education have a digital skills rate of 39.32%, which is higher than the EU average of 37.56% for this group. Moreover, the gap in digital skills between all individuals and those with low education in Latvia is 9.11 percentage points, considerably smaller than the EU average gap of 22.84 percentage points. This suggests that although Latvia is making progress in improving digital skills among less educated individuals, there remains a substantial disparity between this group and the overall population.

**In terms of living areas, Latvia faces notable disparities in digital skills.** In urban areas, 60.16% of individuals in Latvia have at least basic digital skills, which is below the EU average of 66.50%. In rural areas, the figure is significantly lower at 37.55%. The gap between urban and rural areas in Latvia is 22.61 percentage points, larger than the EU average gap of 13.67 percentage points. This highlights a pronounced urban-rural divide in digital skills within Latvia.

**Age is another critical factor.** Among young adults aged 16 to 24, 65.36% possess basic digital skills, which is below the EU average of 74.55%. For older adults aged 55 to 74, the figure is 27.18%, also below the EU average of 42.6%. The gap between the level of digital skills level of the youngest and oldest age groups in Latvia is 38.18 percentage points, larger than the EU average gap of 31.95 percentage points.

On **digital safety skills**, 63.81% of individuals in Latvia have at least basic safety skills, which is below the EU average of 74.63%.

In the realm of **generative AI**, 33.4% of people in Latvia used this technology in 2025, slightly above the EU average of 32.66%. However, only 14.7% of Latvians used AI for professional purposes in 2025, which is below the EU average of 15.36%. This indicates that although generative AI adoption is relatively strong in Latvia, its application in the workplace is lagging behind the EU average. According to the 2026 Digital Decade Eurobarometer, when asked about the most important obstacles to making more frequent use of generative AI tools, Latvian citizens pointed out ‘concerns about privacy or data protection’ (34% agreed), ‘concerns about accuracy or incorrect information’ (34%), ‘concerns about ethical issues or misuse of generative AI tools’, or responded that they did ‘not see a need to use generative AI tools’ (23%).



In Latvia, 48.89% of individuals were exposed to untrue or doubtful content online in 2025, following an average increase of 2.5% annually each year since 2023, when the figure stood at 46.52%. This places Latvia below the EU average on this metric, which rose from 49.25% in 2023 to 55.90% in 2025, marking an annual growth rate of 6.5%. Focusing on the 16-24-year-old age group, 52.53% of individuals in Latvia were exposed to such content in 2025, a decrease from 55.82% in 2023. This contrasts with the EU figures, where exposure increased from 61.66% to 66.34% for this age cohort over the same period. The gap between the exposure to untrue or doubtful content of the youngest age group (aged 16-24) and older adults (aged 25-64) in Latvia is notably smaller, at 0.34 pps (with younger Latvians slightly more likely to be exposed) than the EU average gap of 7.77 pps. For adults aged 25-64, 52.19% in Latvia were exposed to untrue or doubtful content in 2025, up from 49.53% in 2023, reflecting an annual growth rate of 2.7%, which is lower than the EU’s 6.4% growth for this measure in this age group.

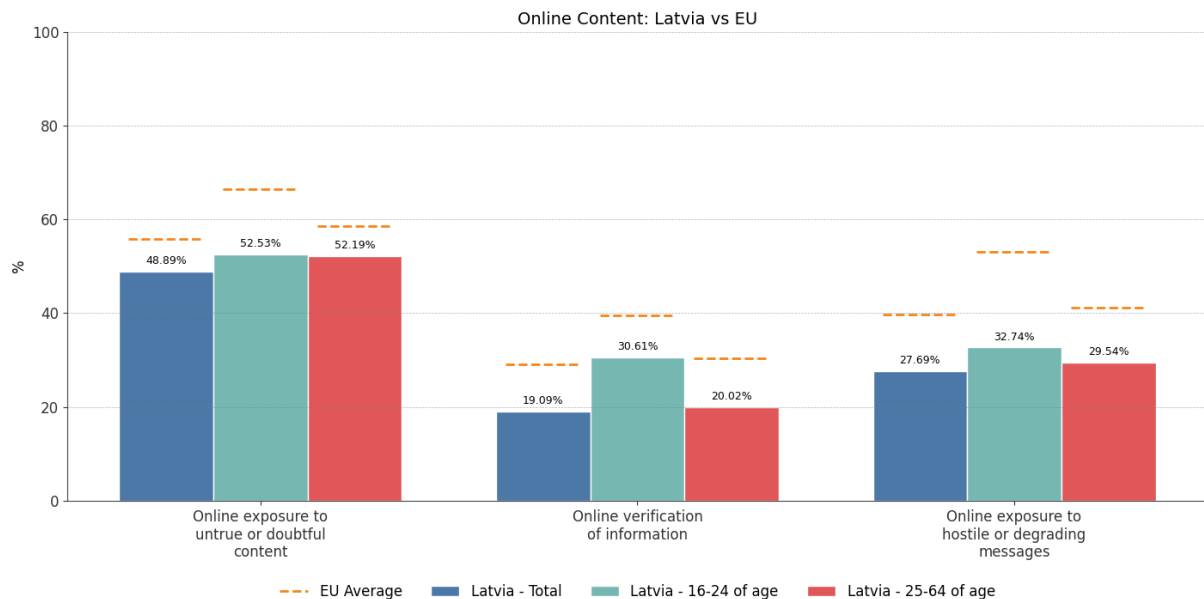
In Latvia, 19.09% of individuals verified the truthfulness of online content in 2025, following an average increase of 9.7% annually in each of the two years since 2023, when the figure was 15.87%. This growth rate slightly outpaces the EU average annual growth rate on this measure of 9.6%,

although Latvia remains below the EU average of 29.16% verifying the truthfulness of online content in 2025. Among the youngest age group (aged 16-24), 30.61% of individuals in Latvia verified online content in 2025, up from 25.36% in 2023, reflecting an annual growth rate of 9.9%. This growth rate for this youngest cohort is higher than the EU's growth rate of 6.7% in the same age group. The gap in Latvia between the percentage of people in the youngest age group verifying the truthfulness of online content and the percentage of older adults (aged 25-64) verifying the truthfulness of online content is 10.59 pps, slightly larger than the EU average gap of 9.09 pps. For adults aged 25-64, 20.02% verified online content in 2025, an increase from 16.16% in 2023, marking an annual growth rate of 11.3%, which exceeds the EU's 9.9% growth for this measure in this age groups.

In Latvia, 27.69% of **individuals were exposed to hostile or degrading messages online** in 2025, following a decrease of 6.3% annually since 2023, when the figure was 31.51%. This decline contrasts with the EU average for this measure, which increased from 33.50% exposed in 2023 to 39.72% in 2025, reflecting an annual growth rate of 8.9%. For the youngest age group (aged 16-24), 32.74% of individuals in Latvia were exposed to such messages in 2025, a decrease from 36.79% in 2023. This contrasts with the EU figures, where exposure increased from 47.54% to 52.99% over the same period for this age group. The gap between the percentage of Latvians in the youngest age group exposed to these messages in 2025 and the percentage of older adults (25-64) in Latvia exposed to these messages in 2025 is smaller, at 3.2 pps in 2025, compared with the EU average gap of 11.85 pps. For adult Latvians aged 25-64, 29.54% were exposed to hostile or degrading messages online in 2025, down from 34.13% in 2023, reflecting an annual decrease of 7.0%, which is lower than the EU's 9.2% growth in this age group.

According to the **2026 Digital Decade Eurobarometer**, 87% of Latvians agree that online manipulation (such as disinformation, foreign interference, AI-generated content, and deepfakes) poses a threat to our democratic processes. In addition, when asked about the online issues with the greatest personal impact on them, Latvians highlighted 'fake news and disinformation' (56%), 'misuse of personal data' (34%), and 'inappropriate advertising' (29%). According to this Eurobarometer, 95% of Latvians think it should be a priority for the EU to further strengthen the protection of children and young people online.

The data reveal that Latvia is experiencing slower growth in exposure to untrue or doubtful content and hostile or degrading messages than the EU average, with a notable decline in the latter category. In addition, Latvia is showing promising trends in the verification of online content, particularly among younger individuals, where growth rates in the verification of online content exceed those of the EU. The age gap in exposure to untrue or doubtful content and hostile messages (i.e. the gap between the percentage of the youngest Latvians exposed to this content and the percentage of older Latvians exposed to this content) is smaller in Latvia than the EU average, suggesting a more consistent experience across age groups. Nevertheless, the overall levels of exposure to harmful content remain lower in Latvia than the EU average, although there are still potential areas for targeted interventions to further improve online safety and critical thinking skills among the population.



### Policy context and assessment of the recommendations

**Latvia’s target is for 70% of its population to have at-least-basic digital skills by 2030, below the EU target of 80%.** Based on its current growth and progress, it will be a challenge for Latvia reach its own goal by 2030 without intensification of efforts. The country is lagging behind compared to its trajectory presented in the Digital Decade national roadmap.

**In 2025, Latvia did not introduce any new measures to increase basic digital skills, but the country has focused on the continuation and intensification of its existing measures in this area.** The Individual Learning Account project, which in turn launched the skills management platform STARS, continues to be one of Latvia’s main measures to increase the level of digital skills of the general public. The STARS platform is Latvia’s national-level strategic solution for the governance of adult education. It provides members of the public with a single access point to high-quality learning opportunities that are relevant to the labour market, and offers support services to help its citizens.

**The long-running Individual Learning Account continues to be attractive.** Through the Individual Learning Account it is possible to apply to two courses with different levels of digital skills funded by Latvia’s Recovery and Resilience Plan, aimed at helping society acquire at least basic digital skills – ‘**Development of the Individual Learning Account Approach**’, which addresses more experienced digital skills users and is led by State Education Development Agency and ‘**Development of Digital Skills in Society**’, led by the Ministry of Smart Administration and Regional Development. Project aims to enhance digital self-service skills for residents aged 16 and up. It focuses on individuals with disabilities and those with limited digital skills, helping them to use public and private e-services independently. Nearly 12,000 people have participated, with 84% being women. Notably, 51% are from the late working-age group (55–64) and seniors aged 65+. Over 56% of participants registered with help from coordinators, highlighting the importance of support roles in engaging individuals with low digital skills. As of 16 April 2026, 11 455 certificates issued within the activity ‘Development of the Individual Learning Account Approach’ (10 428 individuals completed the training) and 22 635 certificates issued within the activity ‘Development of Digital Skills in Society’ (15 213 individuals completed the training). At this stage the number of participants At this stage, the number of participants in the ‘Development of the Individual Learning Account Approach’ exceeds initial forecasts, and the digital skills learning opportunities offered within the ILA platform are in high demand among the population.

**The Government's Digital Academy**, led by the Ministry of Environmental Protection and Regional Development, aims to increase the level of digital skills of people employed in public administration. It runs until 1 June 2026 with EUR 8.25 million in funding. It focuses on state and municipal employees, improving areas like digital transformation planning, data analytics, and cybersecurity. The Digital Academy has also drawn up a skills framework for training. Significant outcomes of the programme include the framework's completion and 70 pilot projects to test digital solutions. Between 2024 and 2026, 5 527 individuals received training via e-learning in the Digital Academy; 53 264 received training in basic digital skills; 10 863 received training in advanced skills; and 675 received training in management and policy planning. During this period, 76 public institutions participated, primarily involving women aged 30-54. Training covered topics such as data governance, digital service development, digital leadership, cybersecurity policy, AI, user-centred design, and methodologies like ITIL®, PRINCE2®, Agile, Lean, and international audit standards.

**Latvia has taken steps to develop [guidelines](#) for the use of AI in primary and secondary education.** IN 2025, the Ministry of Education and Science has published initial national guidelines for the use of AI in schools, offering support for internal school policies and ensuring a balanced approach between innovation, safety and core educational values. Furthermore, the State Education Development Agency has prepared [methodological recommendations](#) to support the classroom-level implementation of AI tools, improving teaching and learning processes.

**Latvia has implemented several initiatives to combat disinformation.** 'Melns uz balta' ('Black on White'), launched in 2023, serves as the central national effort for this purpose. It includes: (i) a unified platform where Latvians can report disinformation; (ii) regular updates on disinformation cases; and (iii) a podcast series featuring experts. The platform has since its launch attracted over 40 000 users, generated more than 60 000 page views and recorded over 183 00 total interactions. In 2025-2026, the platform has been offering analytical articles, new videos, and the 'Lie Hunters' video series on manipulation techniques. Additionally, the 'Countering Disinformation: Recognise and Resist' guidebook saw its second edition published in 2025, featuring expanded articles on disinformation, evidence-based counterarguments, updated chapters on manipulation tactics, and an English translation. This guidebook, initially launched in 2022, continues to be actively used by the media-literacy and public-administration communities. Looking ahead, the State Chancellery's 2025-2029 strategic plan prioritises strengthening strategic communication and societal resilience, identifying disinformation as a critical risk to state capabilities.

**2025 recommendation on digital skills:** Strengthen and continue to implement measures to increase digital skills across all ages with a special emphasis on people living in rural areas and those with lower educational background.

**In 2025, Latvia continued the implementation of existing measures but did not take any new measures.** The long-running measures in this area have a wide target audience which includes young adults, people in the workforce, and seniors. However, considering the popularity of digital measures and slow growth in Latvia's level of digital skills there is a need to do more in this area. This is all the more pressing given that many of the long-running measures currently in place are ending in 2026. Although the country is making progress in improving digital skills among less educated individuals and older adults, significant disparities remain, particularly between urban and rural areas. The rapid growth in digital safety skills is encouraging, but overall digital proficiency levels in Latvia are still below EU averages. Targeted interventions, particularly in rural areas and among older adults, could help Latvia bridge these gaps and improve its digital skills landscape.

## *ICT specialists*

### *Performance assessment*

**ICT specialists accounted for 4.5% of total employment in Latvia in 2025 (2030 national target: 10%) after a decrease of 8.2% since 2024, putting the country below the EU average of 5.0%.** The country is lagging behind compared to its national trajectory.

**There is a growing share of Latvian ICT specialists who are women, and the share of female students in ICT is also growing.** Although the percentage of ICT specialists in Latvia who are women fell from 26.80% in 2024 to 25.90% in 2025, Latvia still stands above the EU average on this metric of 19.50% in 2025. At 25.90%, Latvia has the second highest share of women ICT specialists in the EU.

In 2024, Latvia had a fifth highest share of ICT graduates in the EU, 7.2%. Furthermore, 4.48% of Latvian enterprises recruited or tried to recruit personnel with ICT specialist skills (EU average: 9.55%). Moreover, 2.4% of Latvian enterprises declared they had hard-to-fill vacancies for jobs requiring ICT specialist skills.

### *Policy context and assessment of the recommendations*

**In 2025, Latvia did not introduce any new measures to increase the percentage of ICT specialists in total employment.** However, the country has reported an interesting trend: fewer people than before are expressing interest in using their individual learning accounts to take the course 'Development of a self-managed ICT specialist training approach'. For the course 'Development of a Self-Managed ICT Specialist Training Approach', 277 applications were received in 2025, of which 162 individuals have started training (and will likely continue their training until the end of the project). However, this may be because this specific course is more time-consuming than other courses available on the platform.

## *Key digital public services and solutions – trusted, user-friendly, and accessible to all*

### *Performance assessment*

**In 2025, Latvia's total score for the quality and availability of digital public services for citizens (which covers both national and cross-border users) was 95.09/100 points.** This represents a 1.7% increase compared with 2024, and puts Latvia above the EU average for 2025 of 84.64/100 points. The country is on track according to the trajectory presented in its Digital Decade national roadmap. When looking specifically at digital public services for national citizens, Latvia scored 97.96/100 points in 2025. This is above the EU average of 94.01/100 points, and marks a 0.8% increase from Latvia's score in 2024. For cross-border digital public services for citizens, Latvia's 2025 score was 92.22/100 points, which is above the EU average of 75.28/100 points. Compared with Latvia's score for 2024 however, this is a 2.8% increase.

Latvia scores well for digital public services for certain citizen<sup>(citizens)</sup>-related life events, with high scores for Starting a small claims procedure (100.0 points), Career (99.11), and Transport (98.70). Conversely, Health (74.64 points), Family (96.11), and Studying (98.44) show the most room for improvement. Across levels of government for national citizens' digital public services, central government services in Latvia scored 89.24/100 points, while regional government services scored 87.74/100 points, and local government services scored 90.71/100 points.

**Latvia's total score for digital public services for businesses (covering both national and cross-border businesses) was 97.50/100 points in 2025,** above the EU average of 88.59/100 points. This represents a 1.3% increase from Latvia's score in 2024. The country is on track according to the trajectory presented in its Digital Decade national roadmap. The business-related 'life event' on which Latvia

scores particularly well is Regular Business Operations (100.0), whereas the category of Business Start-Ups (95.0) shows the most room for improvement. Notably, Latvia's cross-border digital public services score for businesses reached 95.0/100 points in 2025, reflecting a 2.7% increase compared with 2024. These results are above the EU average score for cross-border digital public services for businesses of 78.37/100 points. On digital public services for businesses available to national users, Latvia scored 100.0/100 points in 2025. This represents no change since 2024 and places the country above the EU average for 2025 on this measure of 98.81/100 points.

**Latvia performs above EU levels on both these Digital Decade KPIs related to digital public services, while the country scores slightly better on digital public services for businesses than on digital public services for citizens.** This stronger performance on digital public services for businesses is underpinned by digital public services for businesses available to national users, which form the most mature component of the KPI, even though Latvia's cross-border digital public services for businesses remain less developed. Recent progress in this area has been driven primarily by improvements in cross-border digital public services for businesses, reflecting positive momentum across the KPI. Although Latvia scores best on 'life events' for businesses and citizens such as Regular Business Operations, Starting a small claims procedure, and Career, the country has not yet managed to achieve the same level of maturity for lower-scoring areas such as Health, Family, and Studying.

**Overall, Latvia's alignment with EU levels of performance in digital public services varies across the two Digital Decade KPIs, with strengths concentrated in national services and weaker performance in cross-border delivery.** A similar pattern appears across government tiers, where regional administrations show the greatest need for improvement. Despite these gaps, the underlying direction of change indicates that Latvia is on a positive upward trajectory toward achieving its 2030 digitalisation targets in this area.

**Latvia scored 94.19/100 on access to e-Health records in 2025 after growth of 9.7% since 2024, putting the country ahead of the EU average for 2025 of 86.51.** The country is on track according to its trajectory presented in the Digital Decade national roadmap.

#### *Policy context and assessment of the recommendations*

**Latvia is making good progress on [launching the EU Digital Identity Wallet \(EUDIW\)](#).** Latvia's technical implementation of the EUDIW is intended to be carried out mid-summer, and the wallet is set to be available to Latvian residents by the end of 2026.

**Following the successful conclusion of the NOBID large-scale pilot project in August 2025, Latvia advanced its national implementation of the EUDIW by making the most of insights and components from the prototype.** In February 2025, the State Digital Development Agency was appointed as the national provider responsible for the wallet's technical development and deployment.

**A competitive procurement process for the wallet's technical solution was launched in November 2025 and was ongoing at the time of reporting.** Development of the core wallet architecture is already underway, with technical implementation expected to begin in mid-2026, alongside parallel work on use cases and user flows. Latvia aims to deliver a Minimum Viable Product (MVP) by the European Commission's deadline of 24 December 2026.

Alongside national efforts, Latvia continues to contribute to EU-wide EUDIW deployment through participation in the APTITUDE large-scale pilot project, launched in October 2025 as a follow-up to the first wave of pilots. Within APTITUDE, Latvia is testing use cases for both Mobile Vehicle Registration

Certificates and Payments. Additionally, Latvia has joined new consortia applying for EU funding under the October 2025 call for pilots focused on wallet development, certification, and mobile driving licence integration, with results expected in Q1 2026.

**Latvia has come a long way in the digitalisation of public services and business.** Latvia is in the process of digitalising all public areas of life. With the launch of [business.gov.lv](https://business.gov.lv), Latvia has made an effort to simplify administrative processes, implement the once-only principle, and reduce administrative burden for businesses. The platform is a unified digital-services platform that aims to streamline access to state services for entrepreneurs by consolidating applications and status tracking into a single online location. The platform will include a comprehensive service catalogue organised by 'life situations' and provide an authorised environment for entrepreneurs to manage applications and communicate with institutions. Latvia intends to include AI-driven personalised experiences and automated business-development recommendations on the platform, with the goal of handling all business formalities digitally by 2030. As the platform evolves, it will integrate more state registers, implement AI solutions, and create personalised digital services, actively involving entrepreneurs to shape future improvements to the platform based on their needs.

In line with lessening the administrative burden both in public sector, and for the citizens in 2025 Latvia launched their [e-form generator](#), which can be used by public sector institutions to create e-forms. E-forms can be used by citizens to apply for directly support ranging from childcare support to registering domestic animals. The forms allow for prefilled data and are currently available at central government level only. Latvia is currently looking into the possibility of making the e-form generator available on a municipality level and also exploring its potential in cross-border use.

**Latvia is making progress in the digitalisation of healthcare but still has some way to go.** Latvia has achieved a composite e-Health indicator score for 2025 of 94%, above the EU average (87%). Latvia's Health centre is working on deploying a 'e-Health Citizen Portal' (replacing the previous Patient portal). The Citizen portal is currently being tested by 2 000 people and is scheduled to be launched by the end of 2026. The e-Health Citizen Portal will have in addition to the current Patient Portal functionalities (e.g. e-prescriptions, e-referrals, discharge reports, vaccination data) provide a Health Calendar (the forthcoming screening, vaccinations, visits to doctors, centralised e-booking system, and other functionalities such as Mother's Passport (for pregnant women). The functions will be deployed gradually. Latvia has also adopted its National AI Strategy, which in particular recognises biotech and medicine. To date, three Latvian organisations have joined the Network of AI-Powered Advanced Medical Centres.

Despite Latvia's strong performance in e-Health there is still progress to be made. Latvia identifies that the Latvian people still have challenges to provide accessibility to qualitative and structure health data. An example of this, is that health data such as hospital discharge summaries, physicians' notes, maternal and childbirth records, neonatal data, occupational health records, children's preventive screening data, and various other clinical datasets, including in oncology, only exists in paper form or as digitally stored but unstructured information. In addition, private rehabilitation centres do not yet supply data to Latvia's e-Health tools, and the country is not planning to introduce a mobile e-Health application. This challenge is compounded by a significant socio-economic divide in the uptake of digital health services: according to [Latvia's Country Health Profile 2025](#), adults with higher education are more than four times as likely to access their electronic health records compared to adults with lower education.

**2025 recommendation on E- Health:** Ensure that all data types are made available in a timely manner. Offer a mobile application for citizens to access their electronic health records. Connect more private rehabilitation centres to the online access service.

**In 2025, Latvia continued the implementation of existing measures but did not take any new measures.** In 2026, Latvia is hoping to ensure faster access to health data via a new portal. The country does not offer an e-Health mobile application to its citizens, but the relevant e-Health website is suitable for smartphone use. To ensure that e-Health is easily accessible to all, Latvia is in the process of connecting more private rehabilitation centres to online access services, although there is still progress to be made in this area.

## Leveraging digital transformation for a smart greening

**In Latvia, air emissions by the ICT sector are low, but the recycling of electronic equipment could be improved.** Recently published sectoral data on the air emissions show that the ICT sector in Latvia emitted 17.2 kg CO<sub>2</sub> eq per capita, which is below the EU average of 22.8 kg CO<sub>2</sub> eq (data from 2022). Most of these emissions come from the ICT services activities (16.6 CO<sub>2</sub> eq per capita). However, Latvia's ICT sector however accounted for only 0.33% of air emissions in the total economy, comparable to the EU average (0.35%). Nevertheless, only 76.51% of ICT-related waste collected (corresponding to two categories of waste electrical and electronic equipment) are recycled or prepared for reuse. This is one of the lowest rates of recycling or reuse of old IT equipment in the EU (EU average: 80.23%).

On citizens' perceptions reflected in the 2026 Digital Decade Eurobarometer, only **67% of Latvians think that AI should be developed as a priority in an environmentally sustainable way** (e.g. using renewable and clean energy), which is less than the EU average of 78%. In addition, 44% of Latvians consider 'green digital technologies (e.g. energy-saving tech)' as the technology with the most positive likely impact in the next 10 years.

**Latvia is committed to monitoring and mitigating the environmental impact of its electronic communication network infrastructures and its digital sector, in particular by focusing on emissions, water usage, and electricity consumption, with data centres being a key area of concern.** By making the most of its substantial renewable energy capacity, mainly sourced from hydropower and growing solar and wind installations, Latvia is inherently well equipped to support low-carbon digital infrastructure.

A significant aspect of this initiative is the legally mandated Power Usage Effectiveness (PUE) monitoring for all members of Latvia's State Cloud. This measure ensures that RRF investment projects and participants in the State Cloud consistently evaluate and report their energy efficiency, thereby contributing to a more sustainable digital framework. Practical applications, such as the integration of green energy and the reuse of waste heat, further bolster these efforts.

On the regulatory front, the State Data Processing Cloud Regulation, effective from October 2025, lays down a unified governance framework and reporting system for state cloud service providers, guided by the State Digital Development Agency. This regulation requires cloud providers to report on technical performance indicators, including energy efficiency metrics such as PUE. Such measures extend beyond previous roadmaps, institutionalising energy performance monitoring and integrating sustainability indicators into cloud governance, thus facilitating standardised reporting across operators of state data centres.

Latvia is also aligning its national regulatory policies with EU-wide directives on energy efficiency and data centre sustainability. Regulation (EU) 2024/1364 mandates harmonised data centre sustainability reporting and maintains a European database for energy performance indicators. Latvia's regulatory approach under the state cloud and RRF rules is fully compatible with this EU model, increasing the country's integration into the European reporting ecosystem.

**Latvia's private sector has been proactive in developing energy-efficient data centres powered by green energy. The Latvian IT company Tet is building a tier III data centre in Salaspils designed to**

## Latvia

operate using renewable electricity, while Delska, an operator of data centres, is completing the EU North Riga LV DC1 data centre, scheduled for inauguration in March 2026. This centre will operate using 100% green power from northern European wind farms. Similarly, the Latvian State Radio and Television Centre continue to develop energy-efficient infrastructure for state data centres, promoting innovative green technology solutions.

Collectively, Latvia's strategies represent a comprehensive approach to reducing the environmental footprint of its digital sector, paving the way for a sustainable and environmentally responsible future.

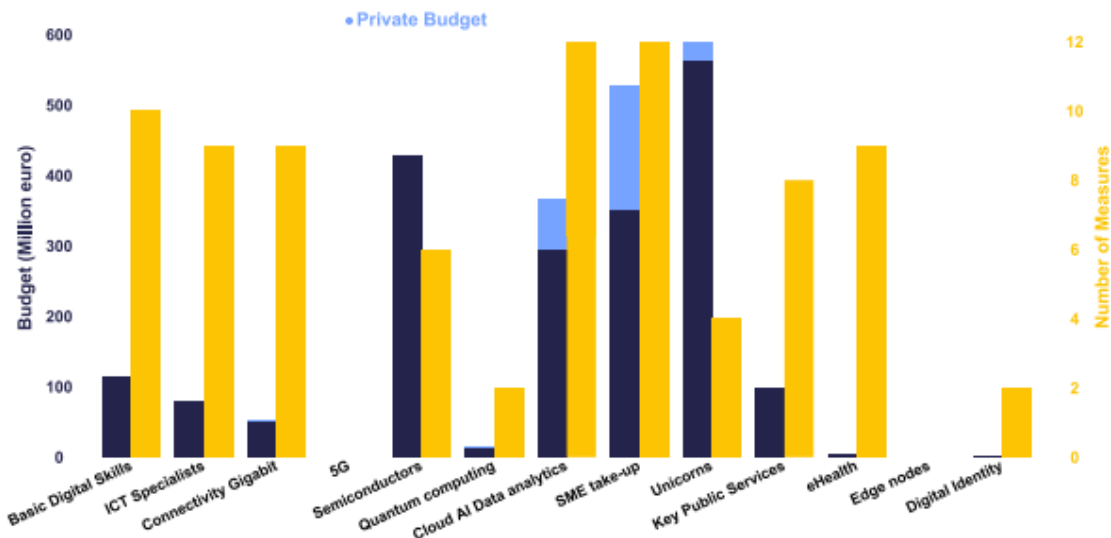
# Annex I: Funding and economic impacts

## Latvia’s national Digital Decade strategic roadmap

Latvia submitted a Digital Decade roadmap adjustment on 11 February 2025, containing 43 measures, 2 new targets and 4 revised trajectories. The update clearly aligns with the new Commission’s priorities on the uptake of AI, cybersecurity and technology in general. Latvia’s roadmap adjustment includes reporting on consultations with stakeholders. However, the roadmap adjustment lacks additional targeted support to help the country reach 100% connectivity.

**The roadmap adjustment addresses a substantial number of relevant recommendations issued in 2024.** In response to those recommendations, Latvia’s roadmap adjustment also proposed a target for FTTP and edge nodes and aligned it with the EU targets. Latvia’s roadmap adjustment also modified its target for VHCN in line with EU targets, while its target for 5G continues to be for coverage of 70% by 2030 (EU target: 100%) and its target for the percentage of its population with at least basic digital skills remains lower than the EU value of 80% at only 70% by 2030. Latvia’s roadmap adjustment increased funding for the promotion of at least basic digital skills, VHCN, and 5G in order to align its national targets with the Digital Decade targets Latvia’s roadmap adjustment also increased funding for the digitalisation of businesses and digital skills so that the country would be able to reach the targets for the digital intensity of SMEs, the uptake of cloud, AI, data analytics, and ICT specialists. The adjustment also provided more information on the implementation of digital rights and principles, digital decade general objectives and what national measures contribute to it.

**Measures and budget in the national roadmap<sup>1</sup>**



<sup>1</sup> When referring to national roadmaps, data used in this report are those declared by the Member States in their national roadmaps, on the basis of the Commission’s guidance (C(2023) 4025 final). Data might reflect possible variations in reporting practices and methodological choices across Member States. No systematic assessment of the extent to which Member States followed the guidance was carried out.

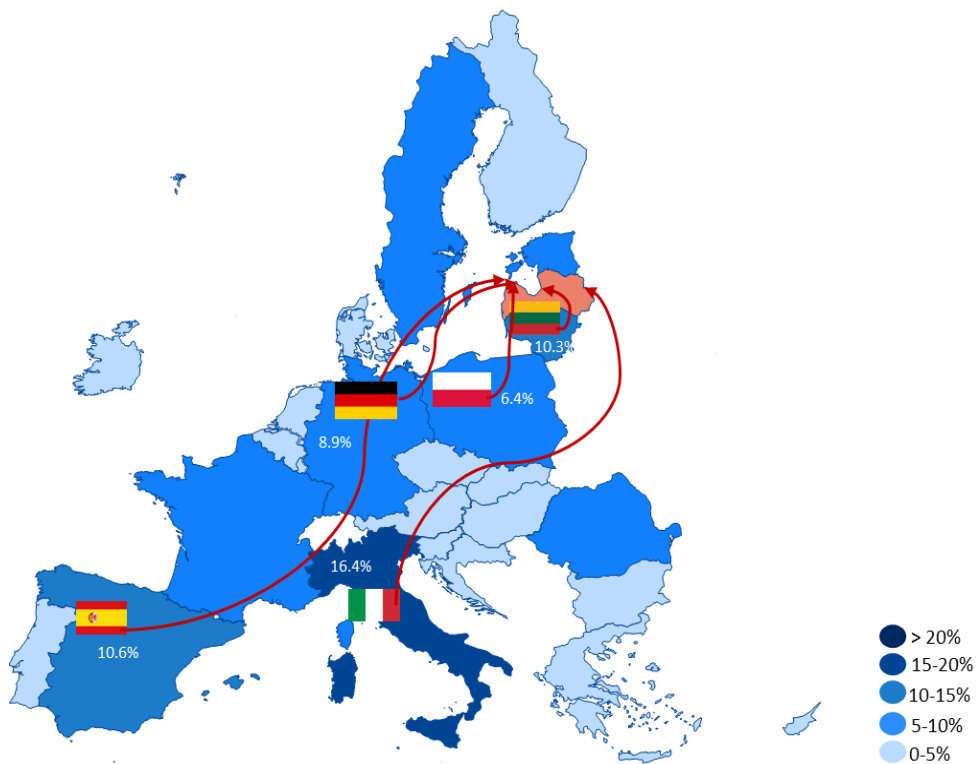
Overall, Latvia has presented a non-exhaustive set of the policies and measures contributing to the achievement of each of the Digital Decade targets. The measures presented also cover several types of objectives: technological leadership, sovereignty, competitiveness, cybersecurity, fundamental rights and the green transition. In total the measures presented amount to EUR 2 287.4 million, not including confidential budgets.

## Annex II: Funding, economic impacts & Multi-Country Projects

*Country results from the study 'Assessing the Economic Impact of Digital Investments under the Recovery and Resilience Facility'*

A modelling study conducted by the European Commission services, with the FIDELIO model, assesses the economic impact of the digital component of the RRF. As of November 2025, the digital part of the Recovery and Resilience Plan of Latvia was estimated to EUR 416 million with EUR 17 million for digital infrastructures, EUR 103 million for digital skills, EUR 141 million for the digitalisation of businesses, EUR 123 million for the digitalisation of public services, and EUR 32 million for other digital priorities.

The total economic impact of RRF digital measures is estimated to EUR 488 million for the national economy. Of this, EUR 396 million stems from the direct effects of Latvia's own RRP and EUR 92 million corresponds to spillover effects from the implementation of other EU Member States' plans. Latvia benefited the most from spillover effects from RRFs of Italy (EUR 15 million), Spain (EUR 9.8 million), Lithuania (EUR 9.4 million). The most impacted sectors are ICT Services (EUR 194 million), Education (EUR 82 million), and Trade (EUR 34 million).



RRF spillover effects on Latvia

## *Funding from the Recovery and Resilience Facility (RRF) & Cohesion Policy*

Latvia allocates 23% of its total recovery and resilience plan to digital (EUR 416 million)<sup>2</sup>. In addition, under cohesion policy, EUR 0.4 billion, representing 10% of the country's total cohesion policy funding, is dedicated to advancing Latvia's digital transformation<sup>3</sup>.

## *Multi-Country Projects*

Latvia is a member of the Alliance for Language Technologies EDIC and of the Local Digital Twins towards the CitiVERSE EDIC. Latvian entities are indirect and/or associated partners in the IPCEI on Next Generation Cloud Infrastructure and Services (IPCEI-CIS) and in the Tech4Cure IPCEI. Latvia is a participating state in the EuroHPC Joint Undertaking (JU) and of the Chips JU.

---

<sup>2</sup> The share of financial allocations that contribute to digital objectives has been calculated using Annex VII to the Recovery and Resilience Facility Regulation. Last data update: 23 April 2026.

<sup>3</sup> This amount includes all investment specifically aimed at or substantially contributing to digital transformation in the 2021-2027 Cohesion policy programming period. The source funds are the European Regional Development Fund (including Interreg), the Cohesion Fund, the European Social Fund Plus, and the Just Transition Fund.