

Riigitee nr 11390 Tallinn-Rannamõisa-Kloogaranna (km 27,25-27,63) ja Pargimetsa ristumine

Ainult ülekäiguradade valgustus

Preliminary remarks

Notes on planning:

The energy consumption quantities do not take into account light scenes and their dimming levels.

Content


Cover page	1
Preliminary remarks	2
Content	3
Description	4
Luminaire list	5

Product data sheets

Philips - BGP281 T25 DPR1 /757 (1x LED-HB 5890 lm-4S)	6
Philips - BGP282 T25 1 xLED70-4S/830 DM10 (1x LED70-4S/830)	7

Pargimetsa ristmik

Luminaire layout plan	8
Luminaire list	11
Calculation objects / Light scene 1	12
Calculation surface 1 / Light scene 1 / Perpendicular illuminance	15
Kesktselg, suund vasakult / Light scene 1 / Vertical illuminance	16
Kesktselg, suund paremalt / Light scene 1 / Vertical illuminance	17
Kesktselg, suund paremalt / Light scene 1 / Vertical illuminance	18
Kesktselg, suund vasakult / Light scene 1 / Vertical illuminance	19
Glossary	20



Description

Luminaire list

Φ_{total} 45704 lm	P_{total} 376.0 W	Luminous efficacy 121.6 lm/W
----------------------------	------------------------	---------------------------------

pcs.	Manufacturer	Article No.	Article name	P	Φ	Luminous efficacy
4	Philips		BGP282 T25 1 xLED70-4S/830 DM10	55.0 W	6105 lm	111.0 lm/W
4	Philips	UniStreet gen2 Micro	BGP281 T25 DPR1 /757	39.0 W	5321 lm	136.4 lm/W

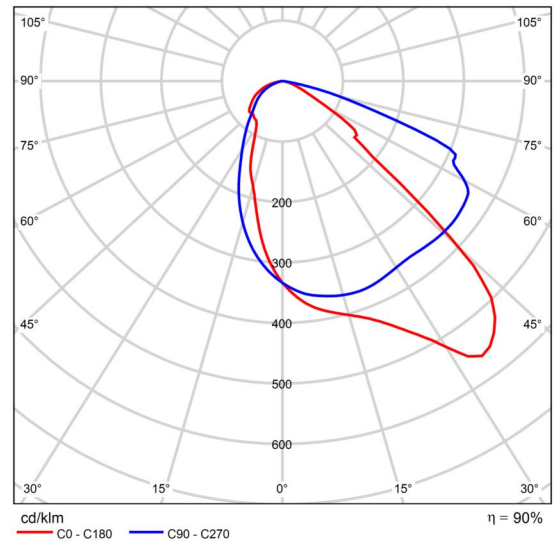
Product data sheet

Philips - BGP281 T25 DPR1 /757



Article No. UniStreet gen2 Micro

P	39.0 W
Φ_{Lamp}	5890 lm
$\Phi_{Luminaire}$	5321 lm
η	90.34 %
Luminous efficacy	136.4 lm/W
CCT	5700 K
CRI	70



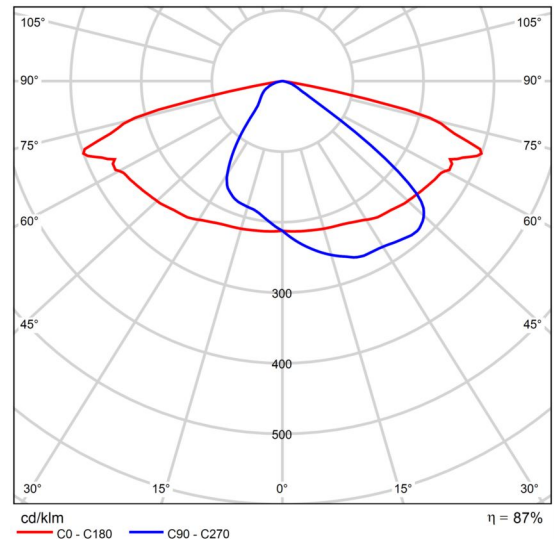
Polar LDC

Product data sheet

Philips - BGP282 T25 1 xLED70-4S/830 DM10



P	55.0 W
Φ_{Lamp}	7000 lm
$\Phi_{Luminaire}$	6105 lm
η	87.21 %
Luminous efficacy	111.0 lm/W
CCT	3000 K
CRI	100



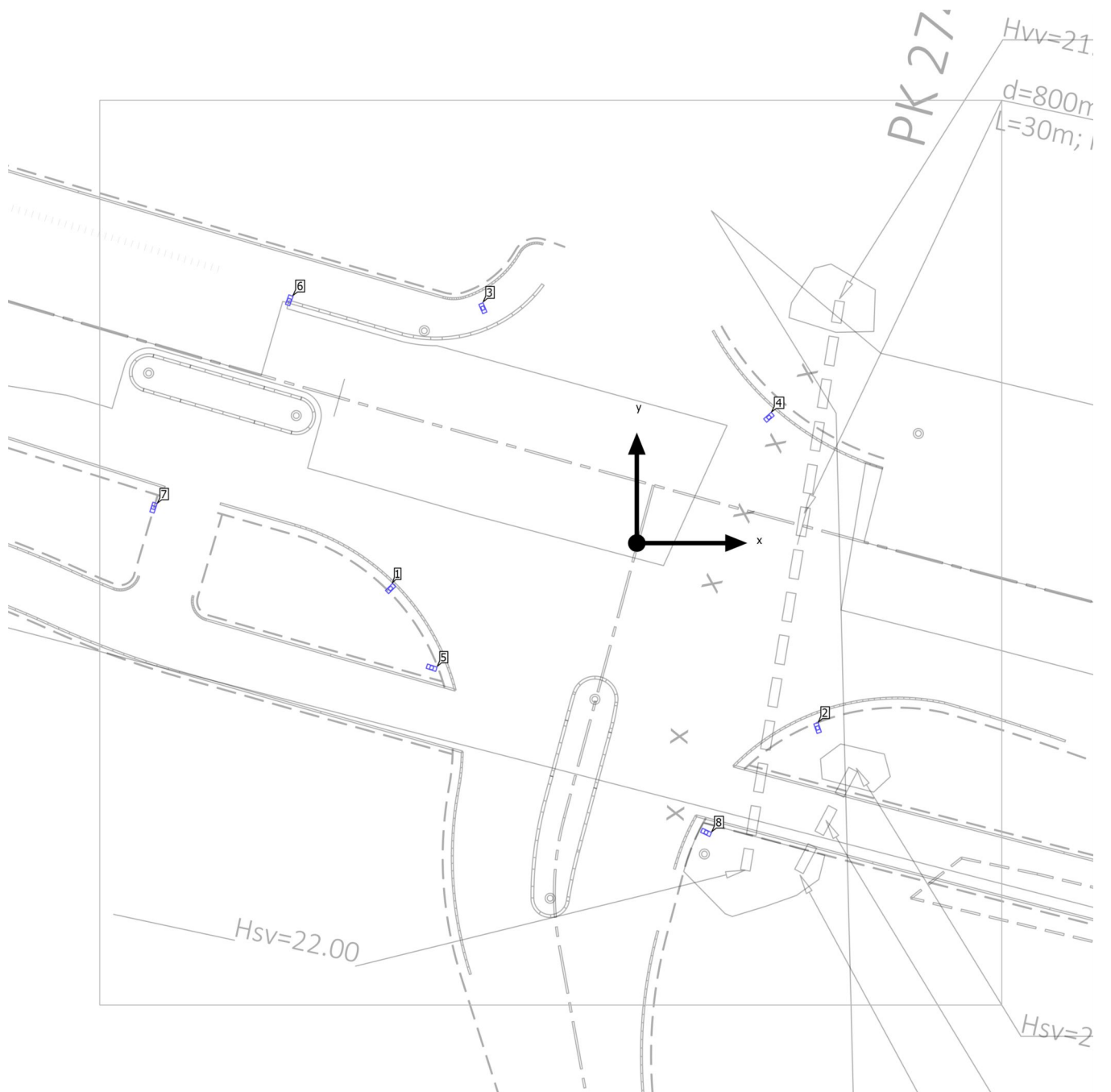
Polar LDC

The easy way to ledify your road lighting – UniStreet gen2 Designed for large-scale ledification projects, the UniStreet gen2 is the ideal 1:1 luminaire replacement for municipalities. Thanks to its high efficiency and low initial cost, the UniStreet gen2 luminaire enables a fast payback and significant savings in terms of energy consumption within a short period of time. The ease of installation and maintenance is enabled by the Philips Service tag and the Philips SR (System Ready) socket makes it future-ready and you can pair this luminaire with lighting control and software applications such as Interact City.

Available with a number of different optics and lumen packages that can even be tuned further to fit exact project requirements, UniStreet gen2 is a true point-to-point replacement solution for conventional light sources. The compact luminaire, using high-quality materials is also easy to dismantle and recycle at the end of its lifetime.

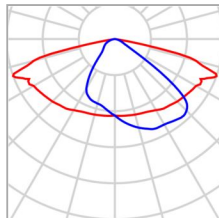
Pargimetsa ristmik

Luminaire layout plan



Pargimetsa ristmik

Luminaire layout plan



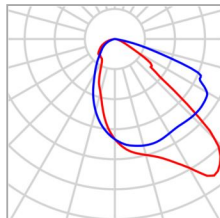
Manufacturer	Philips	P	55.0 W
Article name	BGP282 T25 1 xLED70-4S/830 DM10	Φ _{Luminaire}	6105 lm
Fitting	1x LED70-4S/830		

Individual luminaires

X	Y	Mounting height	Luminaire
-12.812 m	-2.362 m	-8.000 m	1
9.405 m	-9.616 m	-8.000 m	2
-8.009 m	12.215 m	-8.000 m	3
6.873 m	6.541 m	-8.000 m	4

Pargimetsa ristmik

Luminaire layout plan



Manufacturer	Philips	P	39.0 W
Article No.	UniStreet gen2 Micro	Φ _{Luminaire}	5321 lm
Article name	BGP281 T25 DPR1 /757		
Fitting	1x LED-HB 5890 lm-4S		

Individual luminaires

X	Y	Mounting height	Luminaire
-10.676 m	-6.480 m	6.000 m	5
-18.083 m	12.627 m	6.000 m	6
-25.148 m	1.845 m	6.000 m	7
3.604 m	-15.045 m	6.000 m	8

Pargimetsa ristmik

Luminaire list

Φ_{total}

45704 lm

P_{total}

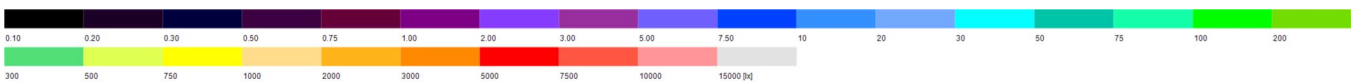
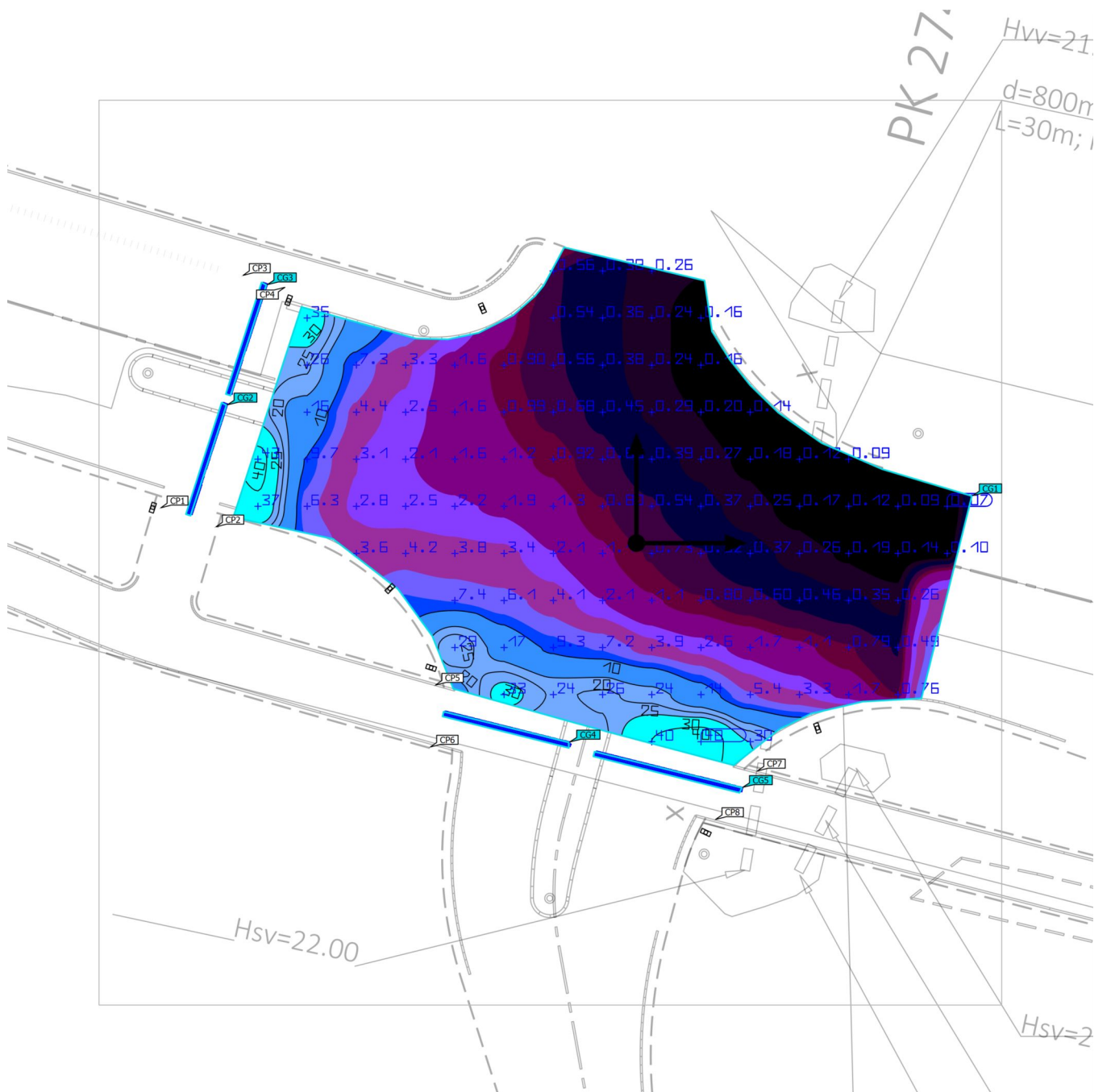
376.0 W

Luminous efficacy

121.6 lm/W

pcs.	Manufacturer	Article No.	Article name	P	Φ	Luminous efficacy
4	Philips		BGP282 T25 1 xLED70-4S/830 DM10	55.0 W	6105 lm	111.0 lm/W
4	Philips	UniStreet gen2 Micro	BGP281 T25 DPR1 /757	39.0 W	5321 lm	136.4 lm/W

Pargimetsa ristmik (Light scene 1)
Calculation objects



Pargimetsa ristmik (Light scene 1)

Calculation objects

Calculation surfaces

Properties	\bar{E}	E_{min}	E_{max}	g_1	g_2	Index
Calculation surface 1 Perpendicular illuminance Height: 0.000 m	5.91 lx	0.067 lx	47.6 lx	0.011	0.001	CG1
Keskstelg, suund vasakult Vertical illuminance Rotation: 165.0°, Height: 1.000 m	23.6 lx	17.0 lx	29.5 lx	0.72	0.58	CG2
Keskstelg, suund paremalt Vertical illuminance Rotation: -15.0°, Height: 1.000 m	19.9 lx	13.4 lx	25.0 lx	0.67	0.54	CG3
Keskstelg, suund paremalt Vertical illuminance Rotation: 77.5°, Height: 1.000 m	22.1 lx	11.8 lx	33.0 lx	0.53	0.36	CG4
Keskstelg, suund vasakult Vertical illuminance Rotation: 256.1°, Height: 1.000 m	28.4 lx	14.5 lx	38.0 lx	0.51	0.38	CG5

Pargimetsa ristmik (Light scene 1)

Calculation objects

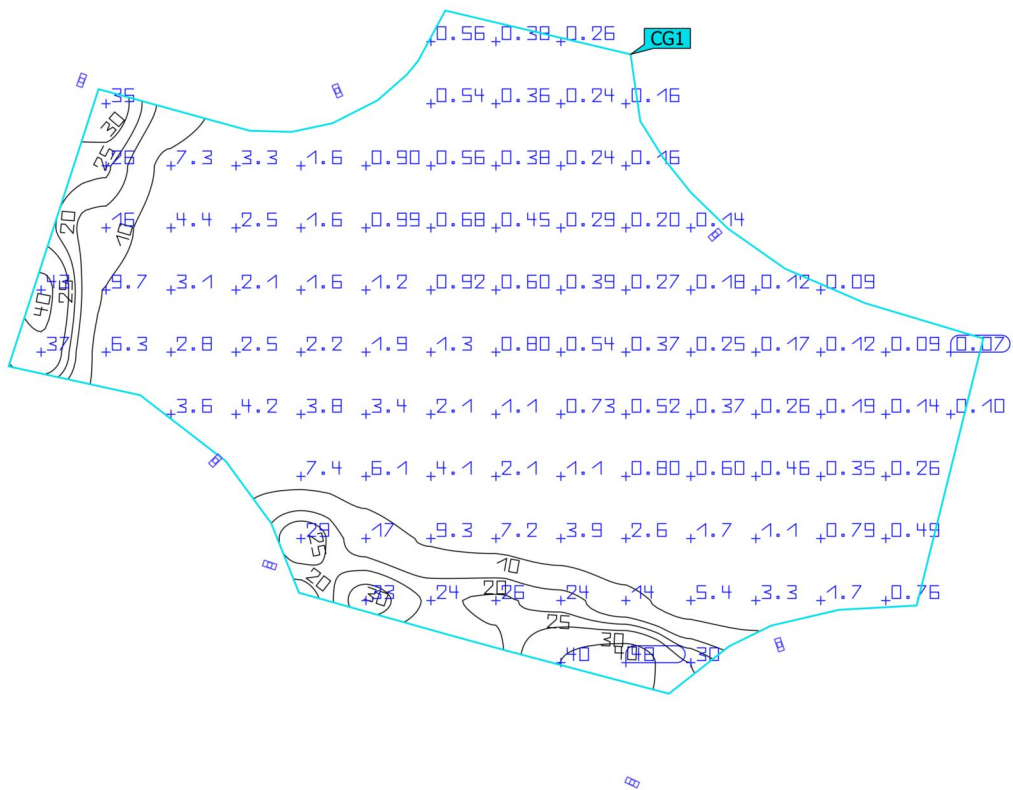
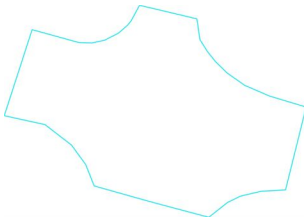
Calculation points

Properties	Calculated	Index
Arvutuspunkt 1 Vertical illuminance Rotation: 165.0°, Height: 1.000 m	6.49 lx	CP1
Arvutuspunkt 2 Vertical illuminance Rotation: 165.0°, Height: 1.000 m	43.7 lx	CP2
Arvutuspunkt 4 Vertical illuminance Rotation: -15.0°, Height: 1.000 m	35.2 lx	CP3
Arvutuspunkt 3 Vertical illuminance Rotation: -15.0°, Height: 1.000 m	6.58 lx	CP4
Arvutuspunkt 5 Vertical illuminance Rotation: 78.1°, Height: 1.000 m	14.7 lx	CP5
Arvutuspunkt 6 Vertical illuminance Rotation: 78.1°, Height: 1.000 m	50.3 lx	CP6
Arvutuspunkt 7 Vertical illuminance Rotation: 260.5°, Height: 1.000 m	28.8 lx	CP7
Arvutuspunkt 7 Vertical illuminance Rotation: 260.5°, Height: 1.000 m	11.5 lx	CP8

Utilisation profile: DIALux presetting, Standard (outdoor transportation area)

Pargimetsa ristmik (Light scene 1)


Calculation surface 1



Properties	\bar{E}	E_{min}	E_{max}	g_1	g_2	Index
Calculation surface 1 Perpendicular illuminance Height: 0.000 m	5.91 lx	0.067 lx	47.6 lx	0.011	0.001	CG1

Utilisation profile: DIALux presetting, Standard (outdoor transportation area)

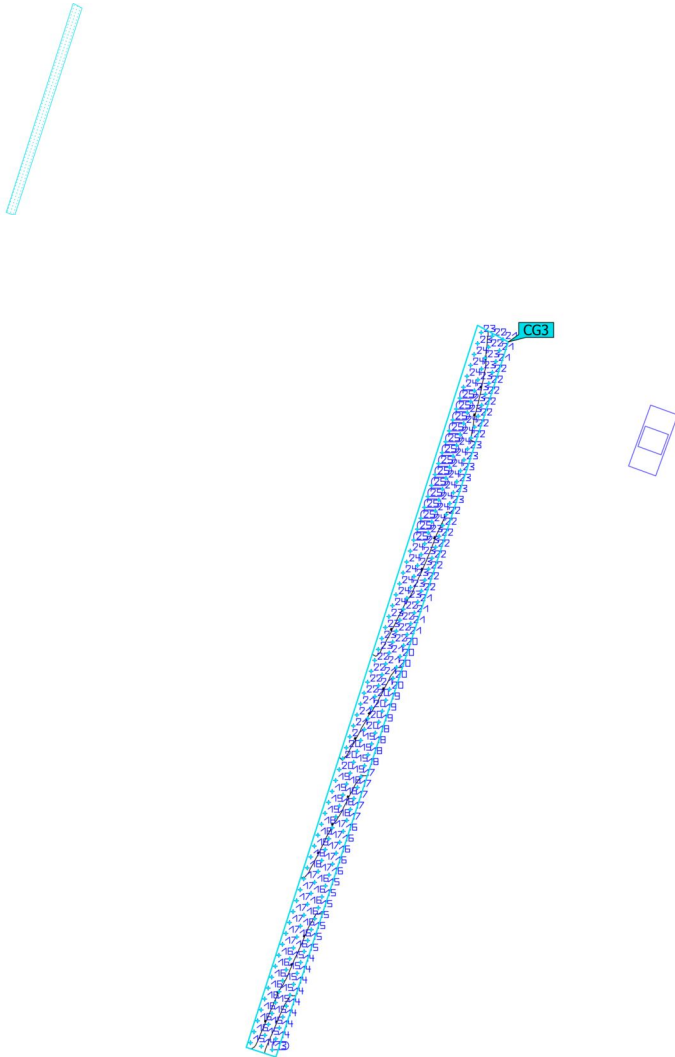
Pargimetsa ristmik (Light scene 1)
Keskstelg, suund vasakult



Properties	\bar{E}	E_{min}	E_{max}	g_1	g_2	Index
Keskstelg, suund vasakult Vertical illuminance Rotation: 165.0°, Height: 1.000 m	23.6 lx	17.0 lx	29.5 lx	0.72	0.58	CG2

Utilisation profile: DIALux presetting, Standard (outdoor transportation area)


Pargimetsa ristmik (Light scene 1)
Keskstelg, suund paremalt



Properties	Ē	E _{min}	E _{max}	g ₁	g ₂	Index
Keskstelg, suund paremalt Vertical illuminance Rotation: -15.0°, Height: 1.000 m	19.9 lx	13.4 lx	25.0 lx	0.67	0.54	CG3

Utilisation profile: DIALux presetting, Standard (outdoor transportation area)


Pargimetsa ristmik (Light scene 1)
Keskstelg, suund paremalt



Properties	Ē	E _{min}	E _{max}	g ₁	g ₂	Index
Keskstelg, suund paremalt Vertical illuminance Rotation: 77.5°, Height: 1.000 m	22.1 lx	11.8 lx	33.0 lx	0.53	0.36	CG4

Utilisation profile: DIALux presetting, Standard (outdoor transportation area)

Pargimetsa ristmik (Light scene 1)
Keskstelg, suund vasakult



Properties	\bar{E}	E_{min}	E_{max}	g_1	g_2	Index
Keskstelg, suund vasakult Vertical illuminance Rotation: 256.1°, Height: 1.000 m	28.4 lx	14.5 lx	38.0 lx	0.51	0.38	CG5

Utilisation profile: DIALux presetting, Standard (outdoor transportation area)

Glossary

A

A Formula symbol for a surface in the geometry

B

Background area The background area borders the direct ambient area according to DIN EN 12464-1 and reaches up to the borders of the room. In larger rooms, the background area is at least 3 m wide. It is located horizontally at floor level.

C

CCT (Engl. correlated colour temperature) Body temperature of a thermal radiator which serves to describe its light colour. Unit: Kelvin [K]. The lesser the numerical value the redder; the greater the numerical value the bluer the light colour. The colour temperature of gas-discharge lamps and semi-conductors are termed "correlated colour temperature" in contrast to the colour temperature of thermal radiators. Allocation of the light colours to the colour temperature ranges acc. to EN 12464-1: Light colour - colour temperature [K] warm white (ww) 5.300 K

Clearance height The designation for the distance between upper edge of the floor and bottom edge of the ceiling (in the completely furnished status of room).

CRI (Engl. colour rendering index) Designation for the colour rendering index of a luminaire or a lamp acc. to DIN 6169: 1976 or CIE 13.3: 1995. The general colour rendering index Ra (or CRI) is a dimensionless figure that describes the quality of a white light source in regards to its similarity with the remission spectra of defined 8 test colours (see DIN 6169 or CIE 1974) to a reference light source.

D

Daylight factor Ratio of the illuminance achieved solely by daylight incidence at a point in the inside to the horizontal illuminance in the outer area under an unobstructed sky. Formula symbol: D (Engl. daylight factor) Unit: %

Daylight quotient effective area A calculation surface within which the daylight quotient is calculated.

Glossary

E

Eta (η)	(light output ratio) The light output ratio describes what percentage of the luminous flux of a free radiating lamp (or LED module) is emitted by the luminaire when installed. Unit: %
----------------	---

G

g_1	Often also U_o (Engl. overall uniformity) Designates the overall uniformity of the illuminance on a surface. It is the quotient from E_{min} to \bar{E} and is required, for instance, in standards for illumination of workstations.
-------	---

g_2	Actually it designates the "non-uniformity" of the illuminance on a surface. It is the quotient of E_{min} to E_{max} and is generally only relevant for certifying the emergency lighting acc. to EN 1838.
-------	---

I

Illuminance	Describes the ratio of the luminous flux that strikes a certain surface to the size of this surface ($lm/m^2 = lx$). The illuminance is not tied to an object surface. It can be determined anywhere in space (inside or outside). The illuminance is not a product feature because it is a recipient value. Luxometers are used for measuring. Unit: Lux Abbreviation: lx Formula symbol: E
-------------	--

Illuminance, adaptive	For the determining of the middle adaptive illuminance on a surface, this is rastered "adaptively". In the area of large illuminance differences within the surface, the raster is subdivided finer; within lesser differences, a rougher classification is made.
-----------------------	---

Illuminance, horizontal	Illuminance that is calculated or measured on a horizontal (level) surface (this can be for example a table top or the floor). The horizontal illuminance is usually identified by the formula letter E_h .
-------------------------	---

Illuminance, perpendicular	Illuminance that is calculated or measured plumb-vertical to a surface. This needs to be taken into account for tilted surfaces. If the surface is horizontal or vertical, then there is no difference between the perpendicular and the horizontal or vertical illuminance.
----------------------------	--

Illuminance, vertical	Illuminance that is calculated or measured on a vertical surface (this can be for example the front of some shelves). The vertical illuminance is usually identified by the formula letter E_v .
-----------------------	--

L

LENI	(Engl. lighting energy numeric indicator) Lighting energy numeric indicator acc. to EN 15193 Unit: kWh/m ² year
------	--

Glossary

LLMF	(Engl. lamp lumen maintenance factor)/acc. to CIE 97: 2005 Lamp flux maintenance factor that takes the luminous flux reduction into account of a luminaire or an LED module in the course of the operating time. The lamp flux maintenance factor is specified as a decimal digit and can have a maximum value of 1 (no luminous flux reduction existing).
LMF	(Engl. luminaire maintenance factor)/acc. to CIE 97: 2005 Luminaire maintenance factor that takes the soiling into account of the luminaire in the course of the operating time. The luminaire maintenance factor is specified as a decimal digit and can have a maximum value of 1 (no soiling existing).
LSF	(Engl. lamp survival factor)/acc. to CIE 97: 2005 Lamp survival factor that takes the total failure into account of a luminaire in the course of the operating time. The lamp survival factor is specified as a decimal digit and can have a maximum value of 1 (no failures existing within the time concerned or prompt replacement after the failure).
Luminance	Dimension for the "brightness impression" that the human eye has of a surface. The surface itself can emit light thereby or light striking it can be reflected (emitter value). It is the only photometric value that the human eye can perceive. Unit: Candela per square metre Abbreviation: cd/m ² Formula symbol: L
Luminous efficacy	Ratio of the emitted luminous flux Φ [lm] to the absorbed electrical power P [W] Unit: lm/W. This ratio can be formed for the lamp or LED module (lamp or module light output), the lamp or module with control gear (system light output) and the complete luminaire (luminaire light output).
Luminous flux	Dimension for the total light output that is emitted from one light source in all directions. It is thus an "emitter value" that specifies the entire emitting output. The luminous flux of a light source can only be determined in a laboratory. A difference is made between the lamp or LED module luminous flux and the luminaire luminous flux. Unit: Lumen Abbreviation: lm Formula symbol: Φ
Luminous intensity	Describes the intensity of the light in a certain direction (emitter value). The luminous intensity is a matter of the luminous flux Φ that is emitted in a certain spherical angle Ω . The radiation characteristics of a light source are presented graphically in a light distribution curve (LDC). The luminous intensity is an SI base unit. Unit: Candela Abbreviation: cd Formula symbol: I
M	
Maintenance factor	See MF

Glossary

MF	(Engl. maintenance factor)/acc. to CIE 97: 2005 Maintenance factor as decimal number between 0 and 1 that describes the ratio of the new value of a photometric planning parameter (e.g. of the illuminance) to a maintenance value after a certain time. The maintenance factor takes into account the soiling of luminaires and rooms as well as the luminous flux reduction and the failure of light sources. The maintenance factor is taken into account either overall or determined in detail acc. to CIE 97: 2005 by the formula $RMF \times LMF \times LLMF \times LSF$.
P	
P	(Engl. power) Electric power consumption Unit: watt Abbreviation: W
R	
Reflection factor	The reflection factor of a surface describes how much of the striking light is reflected back. The reflection factor is defined by the colour of the surface.
RMF	(Engl. room maintenance factor)/acc. to CIE 97: 2005 Room maintenance factor that takes the soiling into account of the space encompassing surfaces in the course of the operating time. The room maintenance factor is specified as a decimal digit and can have a maximum value of 1 (no soiling existing).
S	
Surrounding area	The ambient area directly borders the area of the visual task and should be planned with a width of at least 0.5 m according to DIN EN 12464-1. It is at the same height as the area of the visual task.
U	
UGR (max)	(unified glare rating) Measure for the psychological glare effect in interiors. In addition to luminaire luminance, the UGR value also depends on the position of the observer, the viewing direction and the ambient luminance. Among other things, EN 12464-1 specifies maximum permissible UGR values for various indoor workplaces.
UGR observer	Calculation point in the room, for the DIALux the UGR value is determined. The location and height of the calculation point should correspond to the typical observer position (position and eye level of the user).

Glossary

V

Visual task area

The area that is needed for carrying out the visual task in accordance with DIN EN 12464-1. The height corresponds with the height at which the visual task is executed.

W

Wall zone

Circumferential area between working plane and walls which is not taken into account for the calculation.

Workplane

Virtual measuring or calculation surface at the height of the visual task that generally follows the room geometry. The working plane may also feature a wall zone.
