



Brussels, 30.6.2026  
COM(2026) 324 final

ANNEX

**ANNEX**

*to the*

**REPORT FROM THE COMMISSION TO THE COUNCIL**

**Twenty-second report on the implementation of Council Regulation (EC) No 866/2004 of  
29 April 2004 and the situation resulting from its application covering the period  
from 1 January to 31 December 2025**

**TABLE I:**

**Overview table summarising the monthly reports for year 2025 of the Turkish Cypriot Chamber of Commerce according to Article 8 of Commission Regulation (EC) No 1480/2004 in EUR**

Traded products	January	February	March	April	May	June	July	August	September	October	November	December	Total
ANIMAL OR VEGETABLE FATS AND OILS AND THEIR CLEAVAGE PRODUCTS; PREPARED EDIBLE FATS; ANIMAL OR VEGETABLE WAXES	33,520.00	80,160.00	36,720.00	88,700.00	126,280.00	71,000.00	96,900.00	57,000.00	82,060.00	133,100.00	104,380.00	141,640.00	1,053,460.00
ARTICLES OF STONE, PLASTER, CEMENT, ASBESTOS, MICA OR SIMILAR MATERIALS; CERAMIC PRODUCTS; GLASS AND GLASSWARE	108,285.23	80,631.66	55,295.95	203,170.16	79,463.50	89,772.00	98,964.80	48,039.23	117,105.81	61,291.10	149,875.88	214,484.89	1,306,380.21
BASE METALS AND ARTICLES OF BASE METAL	65,478.50	46,314.00	65,366.50	43,450.50	86,558.50	108,238.00	81,522.00	47,275.50	61,893.00	72,945.00	49,645.50	33,521.00	762,208.00
FOOTWEAR, HEADGEAR, UMBRELLAS, SUN UMBRELLAS, WALKING STICKS, SEAT-STICKS, WHIPS, RIDING-CROPS AND PARTS THEREOF; PREPARED FEATHERS AND ARTICLES MADE THEREWITH; ARTIFICIAL FLOWERS; ARTICLES OF HUMAN HAIR	3,300.00	0.00	0.00	1,650.00	3,300.00	3,300.00	0.00	0.00	3,300.00	330.00	0.00	0.00	15,180.00

LIVE ANIMALS; ANIMAL PRODUCTS	65,478.50	46,314.00	65,366.50	43,450.50	86,558.50	108,238.00	81,522.00	47,275.50	61,893.00	72,945.00	49,645.50	33,521.00	762,208.00
MACHINERY AND MECHANICAL APPLIANCES; ELECTRICAL EQUIPMENT; PARTS THEREOF; SOUND RECORDERS AND REPRODUCERS, TELEVISION IMAGE AND SOUND RECORDERS AND REPRODUCERS, AND PARTS AND ACCESSORIES OF SUCH ARTICLES	33,521.41	11,325.48	7,808.28	2,450.00	1,755.00	1,520.00	2,378.00	18,461.63	0.00	13005.9	0.00	0.00	92,225.7
MINERAL PRODUCTS	0.00	0.00	0.00	0.00	0.00	0.00	2,320.00	5,800.00	0.00	0.00	0.00	0.00	8,120.00
MISCELLANEOUS MANUFACTURED ARTICLES	589,546.54	580,279.67	699,963.81	674,488.70	704,884.84	832,062.89	949,101.26	491,630.67	830,665.63	743,072.91	746,420.95	648,289.31	8,490,407.18
PLASTICS AND ARTICLES THEREOF; RUBBER AND ARTICLES THEREOF	168,669.57	147,596.78	207,176.14	264,025.67	224,351.47	190,251.26	242,624.15	143,696.31	207,135.62	243,988.98	199,763.50	185299.96	2,424,579.41
PREPARED FOODSTUFFS; BEVERAGES, SPIRITS AND VINEGAR; TOBACCO AND MANUFACTURED TOBACCO SUBSTITUTES	0.00	0.00	0.00	0.00	0.00	0.00	0.00	0.00	0.00	0.00	0.00	0.00	0.00

PRODUCTS OF THE CHEMICAL OR ALLIED INDUSTRIES	557.60	3,894.80	0.00	7,246.80	3,930.40	7,551.42	6,636.00	0.00	1,169.60	4,046.40	860.80	1,490.00	37,383.82
PULP OF WOOD OR OF OTHER FIBROUS CELLULOSIC MATERIAL; RECOVERED (WASTE AND SCRAP) PAPER OR PAPERBOARD; PAPER AND PAPERBOARD AND ARTICLES THEREOF	20,017.00	19,211.00	11,107.00	21,266.00	17,373.00	4,117.00	18,288.60	19,037.50	3,194.00	21,568.00	35,658.00	31,581.00	222,418.10
RAW HIDES AND SKINS, LEATHER, FURSKINS AND ARTICLES THEREOF; SADDLERY AND HARNESS; TRAVEL GOODS, HANDBAGS AND SIMILAR CONTAINERS; ARTICLES OF ANIMAL GUT (OTHER THAN SILKWORM GUT)	0.00	0.00	0.00	0.00	0.00	0.00	0.00	0.00	0.00	0.00	0.00	0.00	0.00
TEXTILES AND TEXTILE ARTICLES	10,139.50	4,432.75	18,051.60	26,319.50	7,561.00	12,187.00	15,423.00	5,643.00	19,039.50	9,087.00	24,815.75	193583.5	346,283.10
VEGETABLE PRODUCTS	17,000.00	5,500.00	12,500.00	5,000.00	22,500.00	0.00	0.00	0.00	0.00	0.00	0.00	0.00	62,500.00
VEHICLES, AIRCRAFT, VESSELS AND ASSOCIATED TRANSPORT EQUIPMENT	0.00	0.00	0.00	0.00	0.00	0.00	0.00	0.00	0.00	0.00	0.00	0.00	0.00

WOOD AND ARTICLES OF WOOD; WOOD CHARCOAL; CORK AND ARTICLES OF CORK; MANUFACTURES OF STRAW, OF ESPARTO OR OF OTHER PLAITING MATERIALS; BASKETWARE AND WICKERWORK	1,097.00	0.00	1,309.00	1,184.00	1,910.00	1,428.00	895.00	5,683.00	4,812.00	2,024.00	1,288.00	1,927.00	23,557.00
TOTAL	1,117,190.72	1,049,166.71	1,218,643.68	1,392,874.67	1,353,444.19	1,368,984.32	1,596,453.25	923,043.76	1,408,552.82	1,373,684.00	1,597,729.78	1,597,729.78	15,865,325.18

**Source:** Turkish Cypriot Chamber of Commerce (spread of values of accompanying documents issued in 2025)

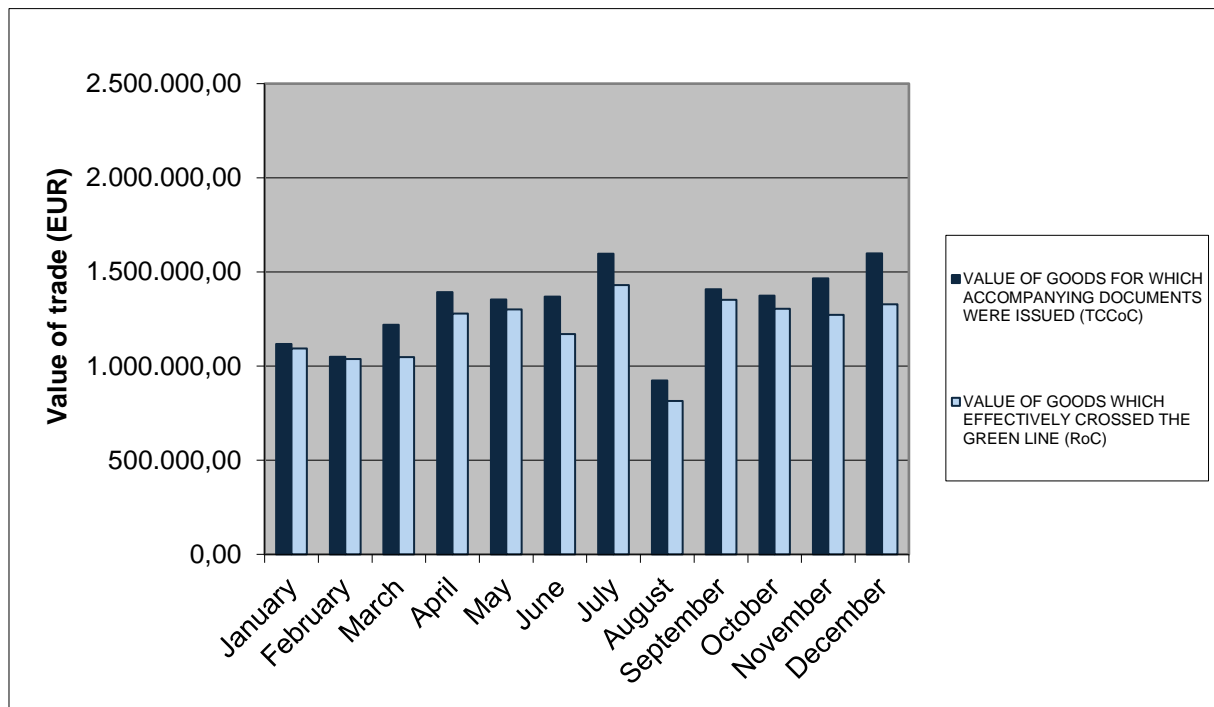
**TABLE II:****Value of goods crossing the Green Line reported by the authorities of the Republic of Cyprus for 2025 in EUR**

	<b>Total</b>
January	1,093450.57
February	1,037889.04
March	1,048214.50
April	1,279254.95
May	1,300590.49
June	1,169685.05
July	1,430114.80
August	814,896.71
September	1,351179.62
October	1,305072.75
November	1,271693.48
December	1,328627.43
<b>TOTAL</b>	<b>14,430,669</b>

**Source:** Table based on data received from Cyprus Customs and Excise Department

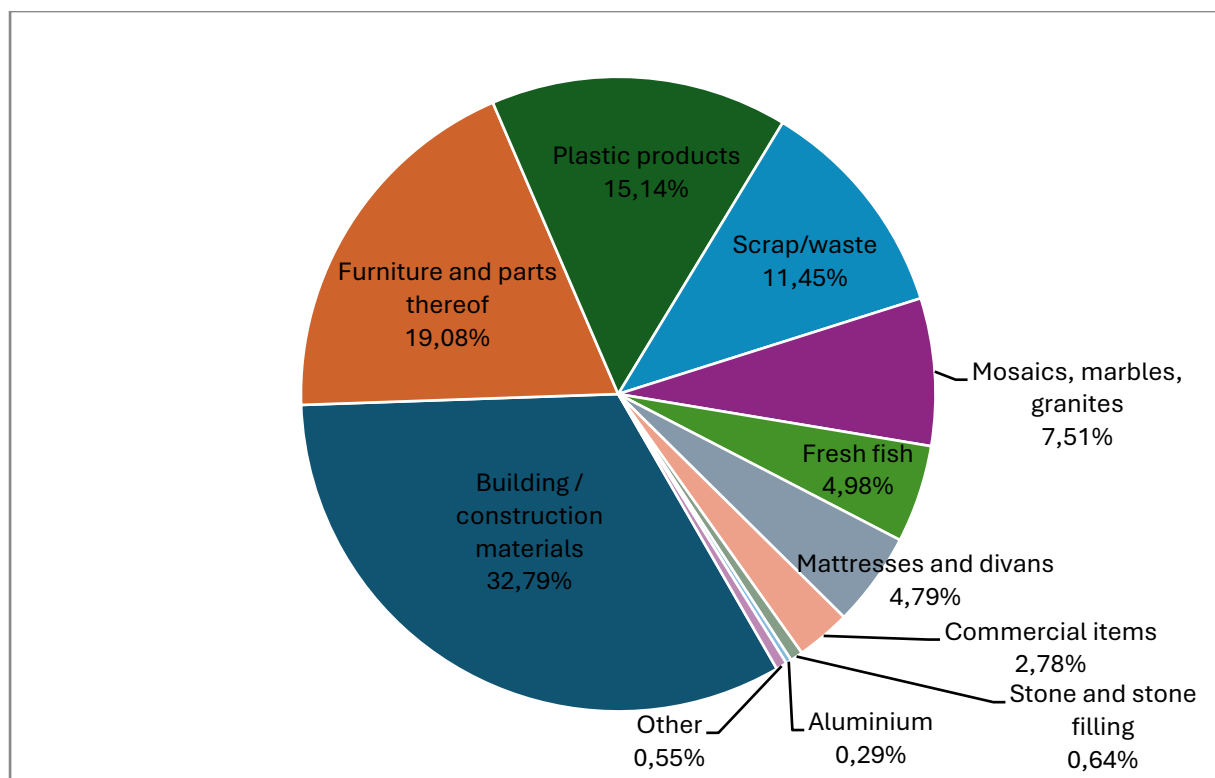
**TABLE III:**

**Value of goods which crossed the Green Line and value of goods for which accompanying documents were issued in 2025**



**Source:**

- For the value of goods for which accompanying documents were issued: Turkish Cypriot Chamber of Commerce
- For the value of goods which crossed the Green Line: Cyprus Customs and Excise Department

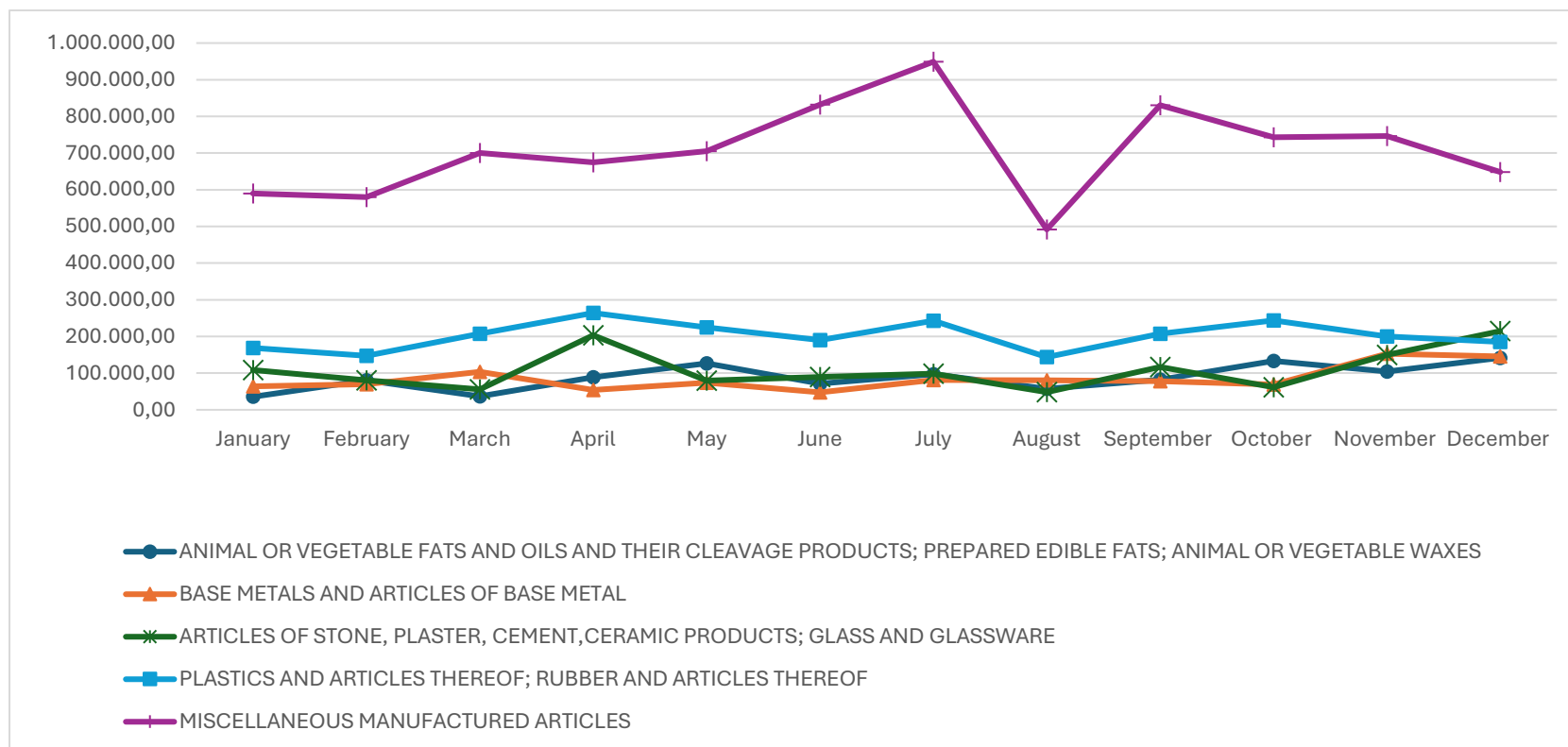
**TABLE IV:****Most traded products in 2025 in EUR**

Building / construction materials	4,731,514.64	32.79%
Furniture and parts thereof	2,752,993.65	19.08%
Plastic products	2,185,030.39	15.14%
Scrap/waste	1,651,758.1	11.45%
Mosaics, marbles, granites	1,083,504.21	7.51%
Fresh fish	718,612	4.98%
Mattresses and divans	691,816.3	4.79%
Commercial items	401,147.72	2.78%
Stone and stone filling	92,858.21	0.64%
Aluminium	42,032.2	0.29%
Other	79,401.97	0.55%
<b>Total</b>	<b>14,430,669.39</b>	<b>100.00%</b>

**Source:** Table based on data received from Cyprus Customs and Excise Department

**TABLE V:**

**Development of accompanying documents issued for the most traded goods in 2025 (highest value)**



**Source:** Graph based on data on issued accompanying documents received from the Turkish Cypriot Chamber of Commerce

**TABLE VI**

<b>Movement of G/C and T/C persons and vehicles across the crossing points as per Council Regulation no. 866/04</b>						
<b>(01/01 – 31/12/2025)</b>						
<b>MONTH</b>	<b>MOVEMENTS OF PERSONS</b>			<b>MOVEMENTS OF VEHICLES</b>		
	<b>GREEK CYPRIOTS</b>	<b>TURKISH CYPRIOTS</b>	<b>TOTAL</b>	<b>GREEK CYPRIOTS</b>	<b>TURKISH CYPRIOTS</b>	<b>TOTAL</b>
01 / 2025	86132	156707	<b>242839</b>	53679	59858	<b>113537</b>
02 / 2025	79714	164777	<b>244491</b>	50417	65397	<b>115814</b>
03 / 2025	100554	179541	<b>280095</b>	58538	72230	<b>130768</b>
04 / 2025	110634	166268	<b>276902</b>	67701	67244	<b>134945</b>
05 / 2025	123230	174650	<b>297880</b>	73133	73955	<b>147088</b>
06 / 2025	140815	186108	<b>326923</b>	80736	76186	<b>156922</b>
07 / 2025	130727	168588	<b>299315</b>	80191	83680	<b>163871</b>
08 / 2025	135336	160787	<b>296123</b>	78394	64814	<b>143208</b>
09 / 2025	100880	160308	<b>261188</b>	62516	80638	<b>143154</b>
10 / 2025	132230	145765	<b>277995</b>	79622	45425	<b>125047</b>
11 / 2025	158719	164914	<b>323633</b>	73068	28442	<b>101510</b>
12 / 2025	154164	155197	<b>309361</b>	75791	30192	<b>105983</b>
<b>TOTAL</b>	<b>1453135</b>	<b>1983610</b>	<b>3436745</b>	<b>833786</b>	<b>748061</b>	<b>1581847</b>

Source: Republic of Cyprus Police