



LOADALL | 525-60 AGRI/AGRI PLUS

Gross power: 55kW/74hp Lift capacity: 2,500kg Lift height: 6.0m



PRODUCTIVITY AND PERFORMANCE.

JCB HAS A PROVEN TRACK RECORD OF DESIGNING AND MANUFACTURING WORLD LEADING AGRICULTURAL TELESCOPIC HANDLERS. WITH A COMPACT DESIGN AND UNRIVALLED VISIBILITY, THE 525-60 AGRI AND AGRI PLUS LOADALLS ARE BUILT FOR MAXIMUM PRODUCTIVITY ON THE FARM.

JCB's auto bucket control technology fitted to the AGRI PLUS model only, provides rapid shaking of your bucket or muck fork with minimal joystick movement; this feature ejects material quickly and increases productivity.



A drivetrain for any application.

1 Our 2-speed hydrostatic transmission makes it easy for operators to achieve precise machine movements even in cramped spaces. The driveline works in parallel with the braking system too; a vari-inch pedal offers superb multi-functioning and increased power during loading and rehandling.

2 Opt for our innovative vari-speed transmission which allows operators to preselect a preferred forward speed – a huge boon for users of hydraulic attachments like sweeper brushes or feeding buckets.

3 For ultimate traction and performance in soft, muddy conditions, we've fitted these telehandlers with 4WD and limited slip differential* as standard.

*Territory dependent



Excellent manoeuvrability.

4 A low height of 1970mm and a narrow width of 1840mm enables these Loadalls to access the very smallest operating environments like poultry sheds and outbuildings.

5 Operators can manoeuvre quickly and easily, with directional shuttle changes possible via either the shuttle lever on the steering column, or the joystick mounted shuttle switch.

6 With a compact wheelbase and large steering lock angles, tight turning circles and superior manoeuvrability are assured.

7 These Loadalls have three manually selectable steering modes. Two-wheel steer is perfect for roading; four-wheel steer provides great manoeuvrability in tight spaces; and crab steer is designed to edge your Loadall either close to or away from walls and buildings.

8 Choose our optional electric selectable 4WS for on-the-move steer mode changes.



Loading performance.

9 These Loadalls are great for loading and unloading at distance; there's a lift capacity of 800kg at 3.3m forward reach.

10 You can choose from seven quickhitch options including: JCB Q-fit, compact tool carrier, skid-steer, pin and cone, Euro hitch, as well as competitor carriage configurations.

11 A 6m lift height makes stacking straw bales safe and straightforward; lift capacity is 2500kg with the boom retracted, or 1750kg at full height.

12 For improved load retention and operator comfort (not to mention faster cycles and shorter journey times), we've equipped these telescopic handlers with our optional innovative Smoothride system (SRS), which isolates the boom and load from chassis movements.

Added productivity.

13 These compact Loadalls can be so much more than just a telehandler; choose from a range of rear tow hitch options, including trailer brakes, electrics, and rear auxiliary.

14 Hydraulic attachments can be operated with ease via single or double auxiliary services.

15 Transmission performance is key; the 525-60 AGRI is fitted with our standard transmission and will achieve a top speed of 25kph whilst the AGRI PLUS model is fitted with a larger transmission offering even more tractive effort and pushing power, whilst achieving a top speed of 30kph for greater roading performance from field to farm.



15

EFFICIENT ENGINE DESIGN.

JCB LOADALLS HAVE ALWAYS BEEN FOCUSED ON MAKING THE MOST OF EVERY DROP OF FUEL. THE EFFICIENT JCB DIESEL BY KOHLER ENGINE RANGE – AS FITTED TO THE 525-60 AGRI AND AGRI PLUS – TAKES THIS ETHOS TO THE NEXT LEVEL, OFFERING A WINNING COMBINATION OF PERFORMANCE AND FUEL SAVINGS.

STAGE V

JCB LiveLink enables remote monitoring of the machines DPF. JCB LiveLink can notify of any manual or service regeneration needed to protect the machine and ensure optimum performance. JCB LiveLink also monitors when an automatic regeneration has been overridden by the operator.



For larger fleet users a unique DPF status report is available to quickly understand DPF fill level percentage, regeneration requirements, DPF regeneration time spent in override and machines in derate.

JCB Diesel by Kohler.

The new JCB by Kohler EU Stage V engine delivers increased performance, whilst maintaining the same bonnet profile and visibility. It complies with new Stage V legislation, without the need for Diesel Exhaust Fluid (DEF), keeping maintenance as simple as possible.

The 525-60 AGRI and AGRI PLUS Loadalls are equipped with the JCB Diesel by Kohler Stage V engine that produces 310Nm of torque at just 1500rpm.

A Diesel Particulate Filter (DPF) is fitted to reduce exhaust emissions and comply with Stage V requirements. An active regeneration strategy enables maximum productivity and reduces downtime.

The 525-60 Agri and Agri Plus now feature Autostop.

A variable speed fan automatically tailors its performance to suit the temperature of the engine, reducing overall fuel consumption.



You can rely on optimum engine performance in even the most demanding of applications with our wide core cooling package; its hydraulic reversing fan removes built-up debris from the cooling pack efficiently.

QUALITY/RELIABILITY/DURABILITY.

SINCE THE VERY BEGINNING, JCB LOADALLS HAVE BEEN PRIZED FOR THEIR HIGH LEVELS OF BUILD QUALITY AND DURABILITY. THE 525-60 AGRI AND AGRI PLUS ARE NO DIFFERENT, BENEFITTING FROM ADVANCED PRODUCTION PROCESSES, INTENSIVE TESTING PROCEDURES AND PREMIUM COMPONENTRY.

Strength in depth.


1 The one-piece fully welded chassis maximises strength and minimises weight.

The boom is mounted low in the chassis, providing an extremely rigid structure.

2 Heavy-duty axle feet absorb the immense stresses generated during continuous heavy material rehandling.

3 For ultimate strength and durability, we've built in large boom overlaps of up to 0.7m.

4 We've fitted a tough inverted U-shaped boom pressing with fully welded closing plates. For extra strength, we've reduced the number of joints and stress points across our integrated boom nose and one-piece closing plate.



The hydraulic cylinders have friction-welded eye-ends for extra strength; all pivots use hardened pins.

Keyhole castings hold the tilt and extension rams to further improve overall structural integrity.



Quality, controlled.

- Our stringent pre-production test programme included prolonged high stress loading of the chassis, boom and other key components, as well as repeated transmission use over thousands of cycles.
- We use state-of-the-art manufacturing processes like robot machining, precision paint technology and innovative assembly techniques to achieve the very highest levels of quality.



COMFORT AND EASE OF USE.

IN ORDER FOR A TELEHANDLER TO OFFER ULTIMATE PRODUCTIVITY, IT NEEDS ITS OPERATOR TO BE COMFORTABLE AND FOCUSED. WITH THIS IN MIND, THE 525-60 AGRI AND AGRI PLUS ARE EQUIPPED WITH AN OPERATOR AREA THAT'S COMFORTABLE FOR ALL-DAY OPERATIONS, ERGONOMIC, AND DESIGNED TO ACCOMMODATE INDIVIDUAL PREFERENCES.



Tinted cab glass is fitted as standard; 30% of the sun's energy is reflected, increasing operator comfort.

Comfortably superior.

1 These telehandlers have a large, spacious cab with a wide access door. Inside, there's a radio speaker, a productivity-enhancing 7-speed heater fan, and plenty of underseat storage. The tilting steering column makes it easy to find a perfect driving position – all the more so with optional telescopic adjustment.

2 To help operators acclimatise fast, there are intuitive automotive ergonomics, all-new instruments and a hi-res TFT screen. Intuitively laid-out control switches are backlit for optimum night recognition.



Intelligent controls.

3 Attachment-changing is quick and easy with our hydraulic auxiliary venting system, which dumps the hydraulic pressure in the auxiliary service line.

4 Controlling a JCB 525-60 AGRI and AGRI PLUS is comfortable, precise and smooth: there are single lever electro servo controls with proportional auxiliaries, and there's a hand throttle option to complement our vari-speed transmission option.

5 JCB's proportional constant flow feature allows operators to programme different flow rates for different attachments.

We've made significant noise pollution reductions over outgoing models; the 525-60 AGRI and AGRI PLUS is 76dB(A) inside, and 103dB(A) outside.



4

You can choose from a variety of seating options to suit all operators and applications. For the ultimate in operator comfort, the 525-60 Agri Plus is fitted with our deluxe cab as standard (with or without air con).



3



5



5

SAFETY AND SECURITY.

ON-FARM SAFETY IS OF PARAMOUNT IMPORTANCE, SO THE 525-60 AGRI AND AGRI PLUS BOTH HAVE A WEALTH OF FEATURES DESIGNED TO PROTECT ITSELF, ITS OPERATORS AND ANY BYSTANDERS. A COMPREHENSIVE SECURITY PACKAGE CAN BE SELECTED.

Protecting people.

- 1 JCB's innovative Adaptive Load Control feature automatically prevents your machine from overturning forwards during heavy load handling.
- 2 To protect bystanders, we fit a reversing alarm as standard*, and there are also hose burst check valves (HBCVs) on the rams to guard against collapse in the event of a hose failure.
- 3 The cab is Roll Over Protection System (ROPS) and Falling Objects Protection System (FOPS) certified, so you can rest assured that operators are safe at all times.
- 4 JCB LiveLink monitors when the LLMC (longitudinal load moment control) override button has been used by the operator to ensure they are operating safely. There are additional notifications which are activated when the machine is travelling over 5kph with the boom over a 30% angle and the operator is not in the seat with the engine running and park brake not engaged.



JCB LiveLink now has the ability to monitor seatbelt usage, to ensure operators are safe when operating the machine. There is now also the ability to report on how long the machine has spent in each gear or reverse.



Visibly better.

5 These Loadalls are equipped with a full set of side and rear view mirrors for excellent visibility and full safety compliance.

6 All-round visibility is superb via the large roof screen, the opening rear window, the fold-back upper door, and the compact Kohler engine unit with its low-level sloping bonnet. In fact, rear visibility is class-leading thanks to our unique low profile rear chassis and boom.

7 Cab-mounted front and rear worklights provide great visibility. To make it even better (especially when loading at height in dark conditions), opt for our boom-mounted worklights

Safeguarding your investment.

8 JCB LiveLink's telematic GPS tracking provides invaluable real-time machine location data. Geofencing alerts help to ensure your machine remains on your farm.

9 Our standard-fit immobilisers* can help keep your insurance premiums down. The system automatically arms itself after a set period of time following engine shutdown, and you can choose whether you want key or 4-digit keypad activation.

10 Simple and effective Cesar anti-theft registration comes as standard on all UK Loadalls. The Cesar recognition system is used by police across the UK and Ireland.

*UK and Ireland only



COST OF OWNERSHIP.

THE 525-60 AGRI AND AGRI PLUS HAVE A HUGE ARRAY OF EXTRA FEATURES DESIGNED TO KEEP YOUR COST OF OWNERSHIP TO A MINIMUM.

Saving you money.

To save you time and money, JCB's LiveLink telematics suite uses satellite technology to provide valuable real-time data on machine location, movements, health, usage and servicing requirements.

JCB Loadalls are heralded and sought after all around the world for their legendary productivity and build quality. By owning one, you'll benefit from the resulting high residual values.

The new Autostop feature reduces unnecessary idling hours, improving fuel consumption.

Protected from downtime.

1 You can opt for a front screen guards for added protection from falling debris.

2 The side-mounted engine bonnet is safely recessed within the machine, providing increased protection from damage.

3 Steering rams are well out of harm's way, mounted high on the axle. This protects them from damage and minimises downtime.

4 By electrophoretically dipping the cab prior to the painting process, we ensure long-term corrosion protection.

To maintain strong residuals, Loadalls need to look good even after extensive use; that's why we use a powder coat paint process that's robust and resistant to stone chips.



SERVICEABILITY.

ANOTHER KEY TO ULTIMATE PRODUCTIVITY IS MINIMISED DOWNTIME. OUR ENTIRE LOADALL RANGE, INCLUDING THE 525-60 AGRI AND AGRI PLUS, IS THEREFORE DESIGNED TO KEEP SERVICING AND MAINTENANCE TO A MINIMUM. ROUTINE MAINTENANCE IS, OF COURSE, INEVITABLE, BUT EVEN WHEN IT'S DUE, YOU'LL FIND IT STRAIGHTFORWARD AND SPEEDY.

Easy access.

- 1 All of the daily checks and greasing can be done from ground level.
- 2 Fluid filters on these machines (engine oil, hydraulic oil and fuel) are within easy reach for fast, easy servicing. The air filter is easily accessible too, and a double-element construction simplifies cleaning.
- 3 With its gas-assisted cylinder, the bonnet is easy to open and close. The service bay within is large and wide enough to afford great access to three sides of the engine.
- 4 The diesel tank is easily accessed and filled from ground level. There's an integral pre-filter in the filler neck as well, offering protection from dirty fuel.

Keeping downtime down.

To ensure maximum uptime and productivity, service intervals on JCB Loadalls are lengthy.

- 5 Hydraulic hoses are intelligently routed through the boom for maximum protection.
- 6 Because the wear pads use a dry lubricant system, they only need servicing every 500 hours (compared to 250 hours on typical competitor machines).
- 7 The Diesel Particulate Filter (DPF) has an active regeneration strategy; so downtime is kept to a minimum.



STYLE AND DESIGN.

THE LATEST JCB LOADALLS LIKE THE 525-60 AGRI AND AGRI PLUS HAVE BEEN DESIGNED WITH VALUABLE INPUT FROM CUSTOMERS. YOU'LL FIND A WEALTH OF INNOVATIVE FEATURES TO COPE WITH THE RIGOURS OF HARD WORK IN AGRICULTURAL APPLICATIONS.



Design that works harder.

1 JCB's Loadall exterior isn't purely cosmetic; the cooling fan airflow is angled upwards, reducing dust build-up.

2 The boom pivot point is low down; this helps to provide unrivalled visibility to the right hand rear wheel, often a blind spot on traditional telehandlers.

3 This machine shares key design elements with our larger Loadalls, including the distinctive and innovative side-mounted engine setup.

4 Our slimline outer boom section enables operators to see the front right-hand wheel with ease.

5 To keep this Loadall as narrow as possible, the cab door handle and hinges are fitted flush with the side of the machine.







LIVELINK TELEMATICS.

LiveLink telematics helps you monitor and manage your machine fleet remotely anywhere in the world by radically improving the efficiency, productivity, safety and security of all your JCB and non JCB machine fleet.

MACHINE EFFICIENCY: Keep track of your machine's daily activity with regular performance reports which provide information about idle time, location, machine health, error codes for diagnostics, engine utilisation by power band, safety alerts, and fuel consumption. JCB LiveLink ensures machines are kept running for maximum uptime and return on investment.

MACHINE RELIABILITY: Accurate hours and service alerts improve maintenance planning to optimise machine productivity.

MACHINE SECURITY: LiveLink's real time geo-fencing alerts tell you when machines move out of predetermined zones. Curfew alerts inform you of unauthorised usage.



Track the location of any asset via Bluetooth connection.



An after market telematics solution which can be retrofitted to any machine.



COMPLETE CONTROL FOR YOUR FLEET.

LiveLink Fleet enables you to track every aspect of your equipment to maximise efficiency and machine uptime.

GUESS LESS, KNOW MORE: Equipment issues and service reminders are logged as soon as they occur, helping you to react quickly.

YOUR EYES ON THE GROUND: Integrate LiveLink Fleet with the JCB Operator mobile app and data from your operators' daily equipment checks feed instantly into your dashboard.

TOTAL PEACE OF MIND: Operator safety alerts help to ensure machines are being used efficiently and safely.

SMARTER TOOLS. SMARTER DECISIONS: From hours worked to fuel wastage, access custom analytics on your fleet to make smarter decisions, quicker.

EFFORTLESS MEETS PAPERLESS: Access certificates, warranty information, quick start machine guides and manuals.

The JCB Operator app

THEY SPOT IT, YOU KNOW IT.

The JCB Operator app gives you faster, clearer and more accurate information about your fleet, direct from the people using your equipment each day.

STAY IN TOUCH: Get regular checks on your machine with visibility in the LiveLink Fleet portal.

TAILOR YOUR CHECKS: Customise your checklists to suit any application, customer or site.

UPLOAD TO KEEP UPDATED: Upload useful information with photos and comments.

FULLY COMPATIBLE: The JCB Operator app works with non telemetry related machines and assets.

ACCESS ALL INFORMATION: Get access to documentation such as quick start guides.

*The individual features of LiveLink Telematics, LiveLink Fleet and Operator App vary per region, engine and machine type.

VALUE ADDED.

JCB'S WORLDWIDE CUSTOMER SUPPORT IS FIRST CLASS. WHATEVER YOU NEED AND WHEREVER YOU ARE, WE'LL BE AVAILABLE QUICKLY AND EFFICIENTLY TO HELP MAKE SURE YOUR MACHINERY IS PERFORMING TO ITS FULL POTENTIAL.



1

1 Our Technical Support Service provides instant access to factory expertise, day or night, while our Finance and Insurance teams are always on hand to provide fast, flexible, competitive quotes.

2 The global network of JCB Parts Centres is another model of efficiency; with 18 regional bases, we can deliver around 95% of all parts anywhere in the world within 24 hours. Our genuine JCB parts are designed to work in perfect harmony with your machine for optimum performance and productivity.



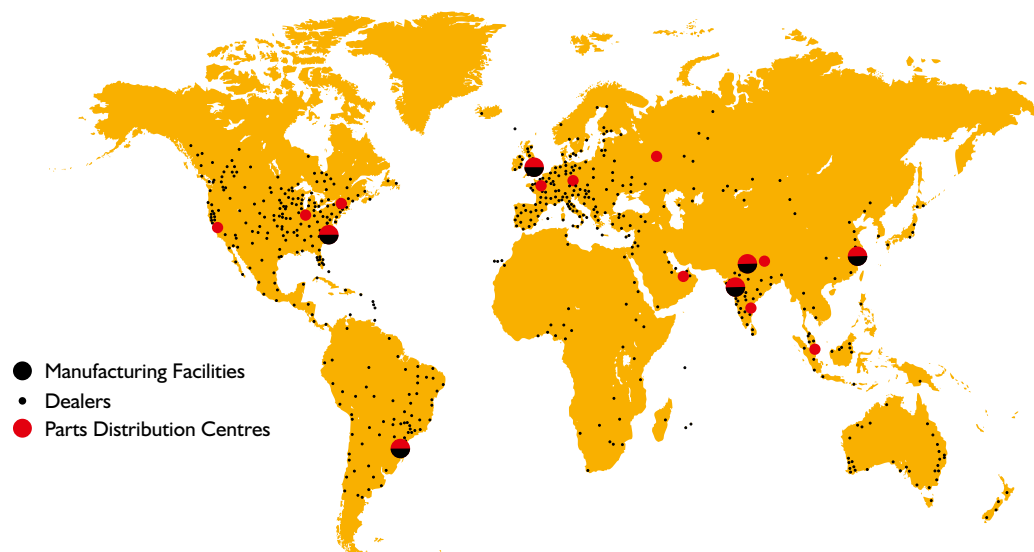
2

3 JCB offers comprehensive extended warranties as well as service-only repair and maintenance contracts. Irrespective of what you opt for, our maintenance teams around the world charge competitive labour rates, and offer non-obligation quotations as well as fast, efficient insurance repair work.



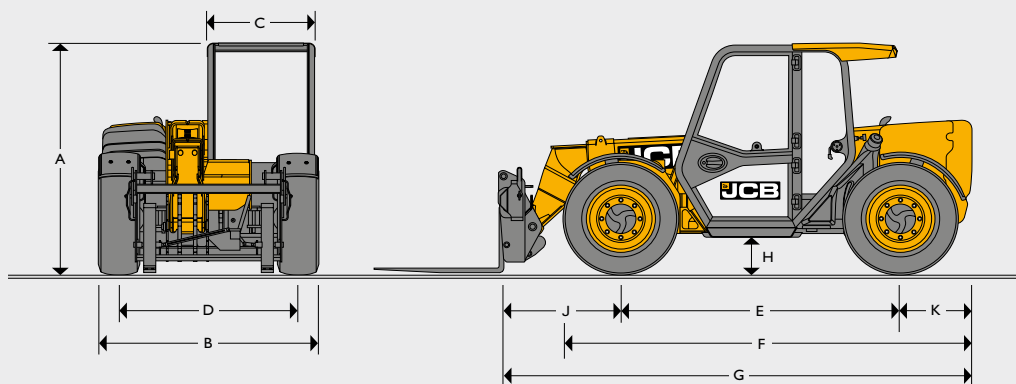
3

Note: JCB LIVELINK and JCB extended warranty packages may not be available in your region, so please check with your dealer.



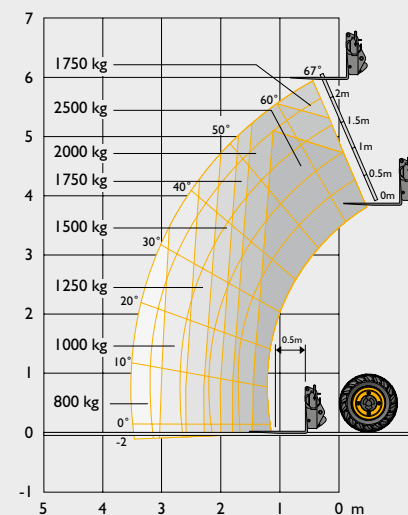
- Manufacturing Facilities
- Dealers
- Parts Distribution Centres

STATIC DIMENSIONS



			525-60 Agri	525-60 Agri Plus
A	Overall height	m	1.97	1.97
B	Overall width (over tyres)	m	1.84	1.84
C	Inside width of cab	m	0.88	0.88
D	Front track	m	1.52	1.52
E	Wheelbase	m	2.39	2.39
F	Overall length to front tyres	m	3.48	3.48
G	Overall length to front carriage	m	4	4
H	Ground clearance	m	0.33	0.33
J	Front wheel centre to carriage	m	1.02	1.02
K	Rear wheel centre to rear face	m	0.6	0.6
	Outside turn radius (over tyres) 4WS	m	3.4	3.4
	Carriage roll back angle	degrees	11	11
	Carriage dump angle	degrees	114	114
	Weight	kg	5520	5840
	Tyres	industrial traction	12.5/80x18	12.5/80x18

LIFT PERFORMANCE



		525-60 Agri/525-60 Agri Plus
Maximum lift capacity	kg	2500
Lift capacity to full height	kg	1750
Lift capacity at full reach	kg	800
Lift height	m	6
Reach at maximum lift height	m	-0.25
Maximum forward reach (to front of carriage)	m	3.3
Complies with stability test EN1459-1 Annex B.		

STAGE V ENGINE

Latest Stage V technology and advanced design provides low fuel consumption, reduced noise, high torque and power output, total reliability and minimal maintenance. Two-stage, dry type air filter with primary and safety elements. Territory dependent.

		525-60 Agri/525-60 Agri Plus
Manufacturer		JCB DIESEL BY KOHLER
Displacement	ltr	2.5
No. of cylinders		4
Bore size	mm	88
Stroke	mm	102
Aspiration		Turbocharged cooled
Power rating		
Power @ 2200rpm	kW (hp)	55 (74)
Torque rating		
Torque @ 1500rpm	Nm	310

HYDRAULICS			
		525-60 Agri	525-60 Agri Plus
Operating system pressure	bar	235	260
Flow at system pressure @ 2200rpm	ltr/min	80	90
Hydraulic cycle times		Seconds	
Boom raise		7.6	5.7
Boom lower		5.3	5.5
Boom extend		7.5	5.5
Retract		3.7	3.3
Bucket dump		1.9	1.9
Bucket crowd		2.9	2.2

TRANSMISSION					
Closed loop variable displacement pump with a continuously variable hydrostatic drive. Comprising of a hydraulic motor and control unit. Permanent 4 wheel drive.					
		525-60 Agri		525-60 Agri Plus	
		Forward	Reverse	Forward	Reverse
Low range	kph	12	12	12	12
Hi-range	kph	25	25	30	30

ELECTRICS			
		525-60 Agri/525-60 Agri Plus	
System voltage	Volt	12	
Alternator output	Amp hour	100	
Battery capacity	Amp hour	120	

AXLES	
Front and rear drive axles: epicyclic hub reduction drive/steer axles with torque proportioning differentials.	

BRAKES	
Service brakes: Hydraulically operated self-adjusting, oil-immersed in-board multi-disc type mounted on front axle.	
Parking brake: SAHR Handbrake self adjusting, oil immersed in-board multi disc type mounted on front axle operated by in-cab switch.	

SERVICE FILL CAPACITIES		
		525-60 Agri/525-60 Agri Plus
Hydraulic system	litres	65
Fuel tank	litres	75

BOOM AND CARRIAGE	
Boom is manufactured from high tensile steel. Low maintenance, hard wearing pads. Carriage options include JCB Q-Fit, JCB compact toolcarrier, Skid-Steer, Eurohitch, Pin and Cone available on both models.	

NOISE AND VIBRATION			
		Uncertainty	Measurement conditions
Noise at the operator station (LpA)	76 dB	+/- 1 dB	Determined in accordance with the test method defined in EN12053
Noise emission from the machine (LWA)	103 dB	+/- 1 dB	Guaranteed equivalent sound power (external noise) determined in accordance with the dynamic test conditions defined in 2000/14/EC
Whole body vibration (m/s ²)	0.51	0.26	ISO 2631-1:1997 normalised to an 8h reference period and based upon a test cycle defined in SAE J1166
Hand-arm vibration (m/s ²)	<2.5	N/A	ISO 5349-2:2001 dynamic test conditions

STANDARD/OPTIONAL EQUIPMENT					
	AGRI	AGRI PLUS		AGRI	AGRI PLUS
ENGINE AND COOLING			CAB		
74hp JCB Diesel by Kohler Engine	●	●	ROPS/FOPS safety structure*	●	●
Widecore cooling pack & Reverse fan	●	●	Laminated screen	●	●
Auto reversing fan	X	○	Fully adjustable mechanical seat	●	●
			Air suspension seat	○	○
TRANSMISSION / AXLES			Interior light	●	●
2 speed transmission 20kph (TÜV)	○	○	Tilt steering column	●	X
2 speed transmission 25kph	●	X	Tilt and telescopic steering column	○	●
2 speed transmission 30kph	X	●	Single speed front and rear wash/wipe	●	X
Forward / reverse controls on joystick	●	●	2 speed front and rear wash/wipe	○	●
Column mounted transmission selector	●	●	Roof wiper	○	●
Limited slip front differential	○	○	Radio speaker installation	○	●
Varispeed transmission	○	○	12V power socket	○	●
HYDRAULICS			7-speed heater fan	●	●
Servo controls	●	●	Air conditioning	○	○
Flow sharing hydraulics	X	●	Front and roof screen blinds	○	●
Proportional boom and auxiliary controls	●	●	Single lever joystick controls	●	●
Adjustable constant flow hydraulics	●	●	Loader control isolator	●	●
80 l/min gear pump	●	X	External rear view mirrors	●	●
90 l/min variable displacement piston pump	X	●	Fire extinguisher	○	○
Auxiliary venting	●	●	Front screen guard	○	○
Hose burst check valves	●	●	ELECTRICAL		
JCB Adaptive load control	●	●	Road lights front and rear	●	●
JCB Smoothride system	○	○	Reverse lights	●	●
End damped boom ram	●	●	Battery isolator	●	●
STEERING			Rotating beacon	○	○
3 steer modes	●	●	Front and rear worklights	○	○
Manual selectable steer modes	●	●	Boom worklights	○	○
Electric selectable steer modes	○	○	Liveline telematics	●	●
			Key immobiliser	○	○
			Key pad immobiliser	○	○
			Direction indicators	●	●
			Hazard warning	●	●
			Reverse alarm	●	●
			Towing facility with trailer lighting	○	○

● STANDARD

○ OPTIONAL

X NOT AVAILABLE

* Conforms to ROPS ISO 3471 and FOPS ISO 3449.



ONE COMPANY, OVER 300 MACHINES.

Your nearest JCB dealer

LOADALL 525-60 AGRI/AGRI PLUS

Gross power: 55kW/74hp Lift capacity: 2,500kg Lift height: 6.0m

JCB Sales Limited, Rocester, Staffordshire, United Kingdom ST14 5JP.

Tel: +44 (0)1889 590312 Email: salesinfo@jcb.com

Download the very latest information on this product range at: www.jcb.com

©2009 JCB Sales. All rights reserved. No part of this publication may be reproduced, stored in a retrieval system, or transmitted in any form or by any other means, electronic, mechanical, photocopying or otherwise, without prior permission from JCB Sales. All references in this publication to operating weights, sizes, capacities and other performance measurements are provided for guidance only and may vary dependant upon the exact specification of machine. They should not therefore be relied upon in relation to suitability for a particular application. Guidance and advice should always be sought from your JCB Dealer. JCB reserves the right to change specifications without notice. Illustrations and specifications shown may include optional equipment and accessories. All images are correct at time of print. The JCB logo is a registered trademark of J C Bamford Excavators Ltd.

