

**Mesilase, Herilase ja Lillevälja TV**

## Table of Contents

Cover	1
Table of Contents	2
Luminaire list	3

### Product data sheets

Vizulo - Micro Martin 30 W 8 LED (1x 8 LED MOD AA)	4
--	---

### Street 1 · Alternative 1

Description	5
Summary (according to EN 13201:2015)	6
Roadway 1 (P3)	9

## Luminaire list

$\Phi_{total}$ 15552 lm	$P_{total}$ 120.0 W	Luminous efficacy 129.6 lm/W
----------------------------	------------------------	---------------------------------

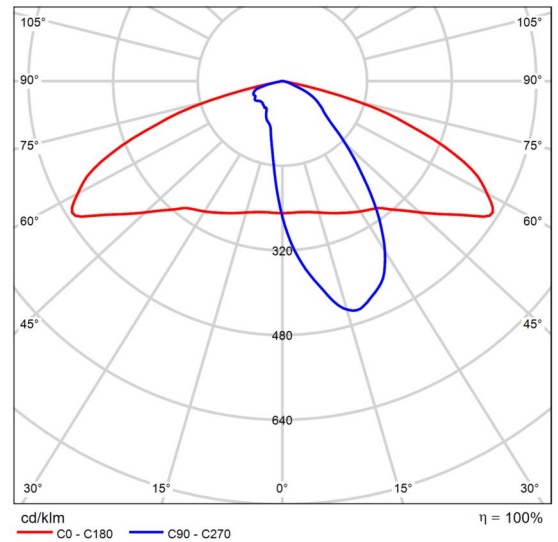
pcs.	Manufacturer	Article No.	Article name	P	$\Phi$	Luminous efficacy
4	Vizulo	60009392 64 MRUE 030 727 L04 AA008	Micro Martin 30 W 8 LED	30.0 W	3888 lm	129.6 lm/W

## Product data sheet


Vizulo - Micro Martin 30 W 8 LED



Article No.	6000939264 MRUE 030 727 L04 AA008
P	30.0 W
$\Phi_{Lamp}$	3888 lm
$\Phi_{Luminaire}$	3888 lm
$\eta$	100.00 %
Luminous efficacy	129.6 lm/W
CCT	2700 K
CRI	70



Polar LDC

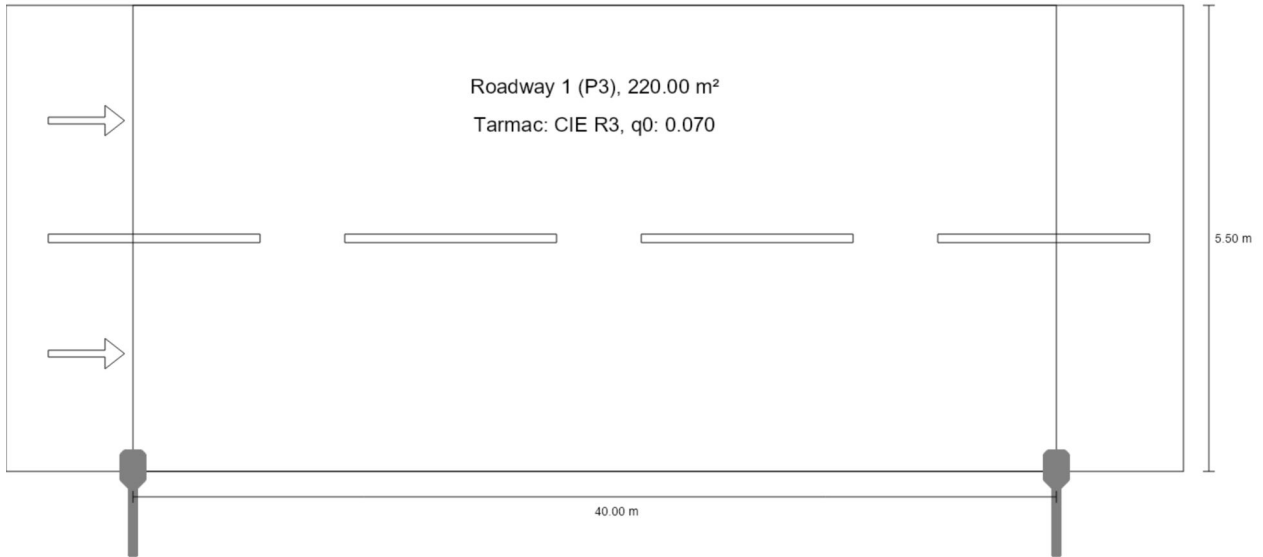


Street 1

## Description

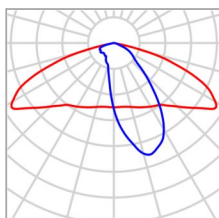
Street 1

**Summary (according to EN 13201:2015)**



Street 1

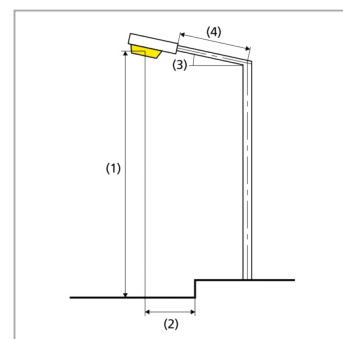
Summary (according to EN 13201:2015)



Manufacturer	Vizulo	P	30.0 W
Article No.	6000939264 MRUE 030 727 L04 AA008	$\Phi_{Lamp}$	3888 lm
Article name	Micro Martin 30 W 8 LED	$\Phi_{Luminaire}$	3888 lm
Fitting	1x 8 LED MOD AA	$\eta$	100.00 %

Micro Martin 30 W 8 LED (single side bottom)

Pole distance	40.000 m
(1) Light spot height	8.000 m
(2) Light point overhang	0.000 m
(3) Boom inclination	0.0°
(4) Boom length	1.000 m
Annual operating hours	4000 h: 100.0 %, 30.0 W
Wattage / route	750.0 W/km
ULR / ULOR	0.00 / 0.00
Max. luminous intensities Any direction forming the specified angle from the downward vertical, with the luminaire installed for use.	$\geq 70^\circ$ : 462 cd/klm $\geq 80^\circ$ : 26.2 cd/klm $\geq 90^\circ$ : 0.00 cd/klm
Luminous intensity class The luminous intensity values in [cd/klm] for calculation of the luminous intensity class refer to the luminaire luminous flux according to EN 13201:2015.	G*4
Glare index class	D.6
MF	0.81



Street 1

**Summary (according to EN 13201:2015)**

Results for valuation fields

A maintenance factor of 0.81 was used for calculating for the installation.

	Symbol	Calculated	Target	Check
Roadway 1 (P3)	$E_{av}$	7.79 lx	[7.50 - 11.25] lx	✓
	$E_{min}$	1.87 lx	$\geq 1.50$ lx	✓

Results for energy efficiency indicators

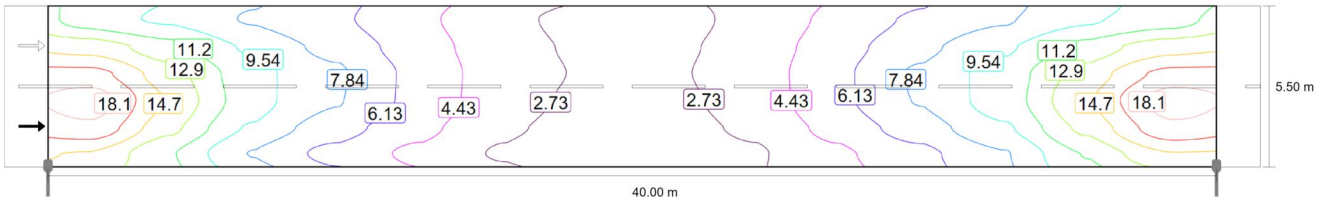
	Symbol	Calculated	Energy Consumption
Street 1	$D_p$	0.018 W/lx*m <sup>2</sup>	-
Micro Martin 30 W 8 LED (single side bottom)	$D_e$	0.5 kWh/m <sup>2</sup> yr	120.0 kWh/yr

Street 1

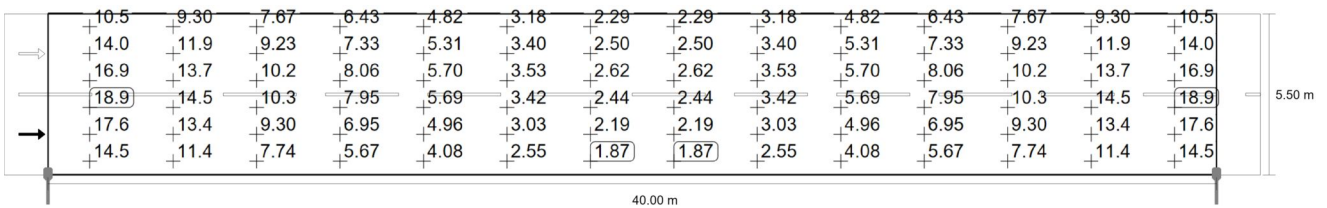
### Roadway 1 (P3)

Results for valuation field

	Symbol	Calculated	Target	Check
Roadway 1 (P3)	$E_{av}$	7.79 lx	[7.50 - 11.25] lx	✓
	$E_{min}$	1.87 lx	$\geq 1.50$ lx	✓



Maintenance value, horizontal illuminance [lx] (Iso-illuminance curves)



Maintenance value, horizontal illuminance [lx] (Value grid)

m	1.429	4.286	7.143	10.000	12.857	15.714	18.571	21.429	24.286	27.143	30.000	32.857	35.714	38.571
5.042	10.46	9.30	7.67	6.43	4.82	3.18	2.29	2.29	3.18	4.82	6.43	7.67	9.30	10.46
4.125	14.05	11.91	9.23	7.33	5.31	3.40	2.50	2.50	3.40	5.31	7.33	9.23	11.91	14.05
3.208	16.94	13.69	10.24	8.06	5.70	3.53	2.62	2.62	3.53	5.70	8.06	10.24	13.69	16.94
2.292	18.91	14.51	10.30	7.95	5.69	3.42	2.44	2.44	3.42	5.69	7.95	10.30	14.51	18.91
1.375	17.58	13.43	9.30	6.95	4.96	3.03	2.19	2.19	3.03	4.96	6.95	9.30	13.43	17.58
0.458	14.51	11.38	7.74	5.67	4.08	2.55	1.87	1.87	2.55	4.08	5.67	7.74	11.38	14.51

Maintenance value, horizontal illuminance [lx] (Value chart)

	$E_{av}$	$E_{min}$	$E_{max}$	$U_o (g_1)$	$g_2$
Maintenance value, horizontal illuminance	7.79 lx	1.87 lx	18.9 lx	0.24	0.10